

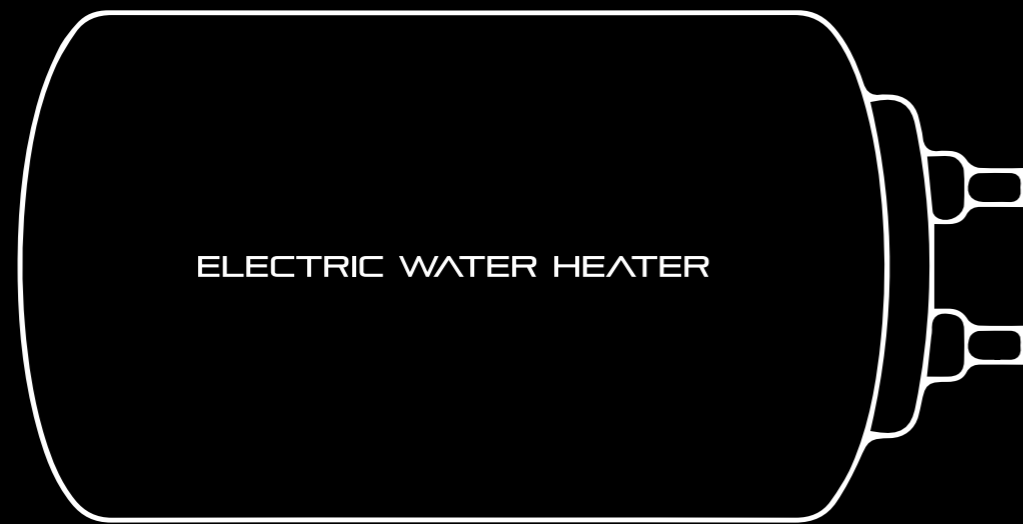


AN ISO 9001:2015 CERTIFIED COMPANY



ELECTRIC WATER HEATER

सर्दियों में भरोसेमंद साथी...



REVIVE.
REFRESH.
ENERGY.



TRIPLE SHIELD

PROTECTION FROM HARD WATER



It Protects The Tank From Corrosion With The Help Of Advanced Coating Developed By Baking The Tank Above To 875°C Allowing Tank To Function In Tough Conditions Of Hard Water



Acts As A Safeguard & Protects The Tank From Corrosion



33% Extra long life as it has excellent oxidation resistance even in high temperature and thus has anti scaling property



Smart energy management
Smart design with Standby cut off that consumes less electricity



8 bar pressure
Suitable for high-rise buildings



Extra safe
Precision sensing device with capillary type thermostat and thermal cut out that keeps all parameters in check for protection against electric shocks and auto-off function in case of malfunction



5 star rated energy efficient
High Grade Eco- friendly Puf insulation ensures high heat retention and thus reducing your electricity bills

QUBIC

Available In: 20 / 30 LTR.
Wattage: 2000W



Superior Glassline coating



Incoloy heating element



Shock & Rust Proof ABS Body



Advanced 3 level precision safety



Energy saving Insulated PUF




8 Bar pressure


Model No.	Capacity (L)	Product Side (mm)	Packing Dimension (mm)	N.W (kg)	G.W (kg)
CT-20	20	395x355x420	520x465x440	7.4	9.9
CT-30	30	460x395x486	575x510x455	9.3	12.0




*T&C APPLY



 **Smart energy management**
Smart design with Standby cut off that consumes less electricity

 **8 bar pressure**
Suitable for high-rise buildings

 **Extra safe**
Precision sensing device with capillary type thermostat and thermal cut out that keeps all parameters in check for protection against electric shocks and auto-off function in case of malfunction

 **5 star rated energy efficient**
High Grade Eco- friendly Puf insulation ensures high heat retention and thus reducing your electricity bills

CANTON

Available In:
10 / 20 / 30 / 50 LTR.
Wattage: 2000W


 Superior Glassline coating

 Incoloy heating element

 Premium Paint Finish

 Advanced 3 level precision safety

 Energy saving Insulated PUF

 8 Bar pressure

Model No.	Capacity (L)	Product Side (mm)	Packing Dimension (mm)	N.W (kg)	G.W (kg)
CT-10	10	315x345x390	385x365x440	6.6	7.9
CT-20	20	315x345x470	385x365x530	8.0	9.7
CT-30	30	360x385x530	420x405x590	10.2	11.0
CT-50	50	440x470x645	725x495x550	15.5	18.2



*T&C APPLY

STARCO PRIME

Available In:
30 / 50 / 80 / 100 / 120 LTR.
Wattage: 2000W / 3000W



 Incoloy heating element

 Longer Tank Lifespan

 Advanced 3 level precision safety

 Shock & Rust Proof Body

 Auto Cut - Off

 Swirl Flow Technology

 6.5 Bar pressure

 **Tank Coating**
Tanks helps to Store Different Capacities of Hot Water Coating Prevents Tank Material from Getting Rust & Leakage

 **Thermostat & Thermal Cut Off**
Provide safety to consumer, preventing water temperature exceeding desired limit

 **Powerful copper heating element**
These water heaters have 1200 gm superior heating element for faster heating. Achieve 45°C temperature in 10 mins

 **Smart energy management**
Smart design with Standby cut off that consumes less electricity

 **5 star rated energy efficient**
High Grade Puff insulation ensures high heat retention, thus reducing your electricity bills



Model No.	Capacity (L)	Product Side (mm)	Packing Dimension (mm)	N.W (kg)	G.W (kg)
SCP-30	30	345x375x500	420x385x590	8.2	9.4
SCP-50	50	385x405x595	440x420x695	9.8	11.3
SCP-80	80	415x435x690	490x450x760	10.6	13.0
SCP-100	100	415x435x880	490x450x950	13.3	14.8
SCP-120	120	415x435x975	482x450x1054	15.8	17.4

*T&C APPLY

STARCO

Available In: 10 / 20 LTR.
Wattage: 2000W



- Incoloy heating element
- Longer Tank Lifespan
- Advanced 3 level precision safety
- 6.5 Bar pressure
- Shock & Rust Proof Body
- Auto Cut - Off
- Swirl Flow Technology



Model No.	Capacity (L)	Product Side (mm)	Packing Dimension (mm)	N.W (kg)	G.W (kg)
SC-10	10	260x270x440	310x320x515	5.0	5.9
SC-20	20	315x355x430	385x360x555	6.3	7.7

Tank Coating
Tanks helps to Store Different Capacities of Hot Water Coating Prevents Tank Material from Getting Rust & Leakage

Thermostat & Thermal Cut Off
Provide safety to consumer, preventing water temperature exceeding desired limit

Powerful copper heating element
These water heaters have 1200 gm superior heating element for faster heating. Achieve 45°C temperature in 10 mins

Smart energy management
Smart design with Standby cut off that consumes less electricity

5 star rated energy efficient
High Grade Puff insulation ensures high heat retention, thus reducing your electricity bills

*T&C APPLY

GLOSSY

Available In: 10 LTR.
Wattage: 2000W



- Incoloy heating element
- Longer Tank Lifespan
- Advanced 3 level precision safety
- Shock & Rust Proof ABS Body
- Auto Cut - Off
- Swirl Flow Technology
- 6.5 Bar pressure

Tank Coating
Tanks helps to Store Different Capacities of Hot Water Coating Prevents Tank Material from Getting Rust & Leakage

Thermostat & Thermal Cut Off
Provide safety to consumer, preventing water temperature exceeding desired limit

Powerful copper heating element
These water heaters have 1200 gm superior heating element for faster heating. Achieve 45°C temperature in 10 mins

Smart energy management
Smart design with Standby cut off that consumes less electricity

5 star rated energy efficient
High Quality Glass Wool to Maintain Hot Water for Longer Duration, thus reducing your electricity bills

*T&C APPLY



WARRANTY

- 5yrs Tank
- 2yrs Element
- 2yrs Product

Model No.	Capacity (L)	Product Side (mm)	Packing Dimension (mm)	N.W (kg)	G.W (kg)
GS-10	10	280x310x450	310x320x515	4.8	5.7



LOREX

Available In: 10 / 20 LTR.
Wattage: 2000W



- Incoloy heating element
- Longer Tank Lifespan
- Advanced 3 level precision safety
- Shock & Rust Proof Body
- Auto Cut - Off
- Swirl Flow Technology
- 6.5 Bar pressure

EVERSHINE

Available In: 20 / 30 LTR.
Wattage: 2000W



- Incoloy heating element
- Longer Tank Lifespan
- Advanced 3 level precision safety
- Shock & Rust Proof ABS Body
- Auto Cut - Off
- Swirl Flow Technology
- 6.5 Bar pressure



WARRANTY

- 5yrs Tank
- 2yrs Element
- 2yrs Product

WARRANTY

- 5yrs Tank
- 2yrs Element
- 2yrs Product

Model No.	Capacity (L)	Product Side (mm)	Packing Dimension (mm)	N.W (kg)	G.W (kg)
LR-10	10	290x310x460	310x320x515	5.0	5.9
LR-20	20	315x350x440	410x385x550	6.3	7.6

Model No.	Capacity (L)	Product Side (mm)	Packing Dimension (mm)	N.W (kg)	G.W (kg)
ES-20	20	330x365x460	405x385x550	5.8	7.0
ES-30	30	340x350x585	415x385x640	6.9	8.4

Tank Coating
Tanks helps to Store Different Capacities of Hot Water Coating Prevents Tank Material from Getting Rust & Leakage

Thermostat & Thermal Cut Off
Provide safety to consumer, preventing water temperature exceeding desired limit

Powerful copper heating element
These water heaters have 1200 gm superior heating element for faster heating. Achieve 45°C temperature in 10 mins

Smart energy management
Smart design with Standby cut off that consumes less electricity

5 star rated energy efficient
High Grade Puff insulation ensures high heat retention, thus reducing your electricity bills

Tank Coating
Tanks helps to Store Different Capacities of Hot Water Coating Prevents Tank Material from Getting Rust & Leakage

Thermostat & Thermal Cut Off
Provide safety to consumer, preventing water temperature exceeding desired limit

Powerful copper heating element
These water heaters have 1200 gm superior heating element for faster heating. Achieve 45°C temperature in 10 mins

Smart energy management
Smart design with Standby cut off that consumes less electricity

5 star rated energy efficient
High Quality Glass Wool to Maintain Hot Water for Longer Duration, thus reducing your electricity bills

*T&C APPLY

*T&C APPLY

Ye Shirt Hot Nahi,
Instant #HOTHA!



SUPIDO

Available In: 5.5 LTR. | Wattage: 3000W



- Incoloy heating element
- Longer Tank Lifespan
- Advanced 3 level precision safety
- Shock & Rust Proof Body
- Auto Cut - Off
- Swirl Flow Technology
- 6.5 Bar pressure



Model No.	Capacity (L)	Product Side (mm)	Packing Dimension (mm)	N.W (kg)	G.W (kg)
SP-5.5	5.5	240X230X425	290X275X500	3.5	4.5

Ultrathin Special Tank
 Featuring a high-grade 304L Stainless Steel tank with a no weld line which reduces the chances of tank leakage thus providing longer life.

Thermostat & Thermal Cut Off
 Provide safety to consumer, preventing water temperature exceeding desired limit

Powerful copper heating element
 These water heaters have 1000 gm superior heating element for faster heating. Achieve 45°C temperature in 2 mins

Smart energy management
 Smart design with Standby cut off that consumes less electricity

*T&C APPLY

CAPTIVA

Available In: 3 LTR. | Wattage: 3000W



- Incoloy heating element
- Longer Tank Lifespan
- Advanced 3 level precision safety
- Shock & Rust Proof Body
- Auto Cut - Off
- Swirl Flow Technology
- 6.5 Bar pressure



Model No.	Capacity (L)	Product Side (mm)	Packing Dimension (mm)	N.W (kg)	G.W (kg)
CP-03	03	210x175x355	250x250x430	2.3	3.0
LZ-03	03	210x215x355	250x250x430	2.5	3.3

LEZORA

Available In: 3 LTR. | Wattage: 3000W



- Incoloy heating element
- Longer Tank Lifespan
- Advanced 3 level precision safety
- Shock & Rust Proof Body
- Auto Cut - Off
- Swirl Flow Technology
- 6.5 Bar pressure



Ultrathin Special Tank
 Featuring a high-grade 304L Stainless Steel tank with a no weld line which reduces the chances of tank leakage thus providing longer life.

Thermostat & Thermal Cut Off
 Provide safety to consumer, preventing water temperature exceeding desired limit

Powerful copper heating element
 These water heaters have 1000 gm superior heating element for faster heating. Achieve 45°C temperature in 2 mins

Smart energy management
 Smart design with Standby cut off that consumes less electricity

*T&C APPLY


Powered by
IFH Technology™

Instant | Flow | Heating

INDIA'S 1st
Tankless Water Heater
Manufacturer



**GET SET
GO**



3500/4500 W

★★★★★
12 MONTHS Replacement
GUARANTEE

Relaxing Shower | Smart display | Compact Size
Instant Heating | Constant Temperature

Actual product may vary from the shown image.

*T & C APPLY

DIGITAL TANKLESS
WATER HEATER

BENEFITS



Always be in control with
Smart Display



Easy to use touch
control



Compact size to suit
installation of your choice**



Get Constant **hot water**
with high powered heating
element



Save energy with
automatic power control

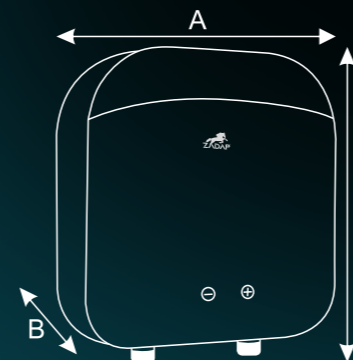


Overheat Protection with
automatic thermostat


Specifications








MODEL	Get Set GO	
Power [W]	3500/4500	
Voltage/Frequency [V/Hz]	230~/50	
Rated water pressure	[N/cm ²]	2-60
	Water head (metres)]	2-61.2
Dimensions	A [mm]	250
	B [mm]	98
	C [mm]	280
Net Weight [kg]	2*	
Color	White	

Note: Company reserves the right to amend or modify the specifications and features at any time, as and when required without any prior notification.



INDIA'S 1st
Tankless Water Heater
Manufacturer



-  Shock & Rust Proof
-  Compact And Portable
-  Auto Power Cut Off
-  Easy To Carry
-  Time And Power Saver
-  No Extra Plumbing Required
-  Polypropylene Body

CLASSY

Available In: 1 LTR.
Wattage: 3000W



NEO








Available In: 1.5 LTR.
Wattage: 3000W










CAPTAIN 1

Available In: 1 LTR.
Wattage: 3000W



-  Shock & Rust Proof
-  Compact And Portable
-  Auto Power Cut Off
-  Easy To Carry
-  Time And Power Saver
-  No Extra Plumbing Required
-  ABS Body

-  Fitted With MCB
-  Shock & Rust Proof
-  Compact And Portable
-  Auto Power Cut Off
-  Easy To Carry
-  Time And Power Saver
-  No Extra Plumbing Required
-  Polypropylene Body

CLASSY Pro

Available In: 1 LTR.
Wattage: 3000W



NEO Pro









Available In: 1.5 LTR.
Wattage: 3000W



CAPTAIN 1 Pro

Available In: 1 LTR.
Wattage: 3000W



-  Fitted With MCB
-  Shock & Rust Proof
-  Compact And Portable
-  Auto Power Cut Off
-  Easy To Carry
-  Time And Power Saver
-  No Extra Plumbing Required
-  ABS Body



SINOX POWER PVT. LTD.

Survey No. 212, Plot No. 5A, Near Vikas
Rolling Shutter, Veraval (Shapar)
Rajkot-360024, Gujarat, INDIA.

SALES :  +91 80098 00647

SERVICE :  +91 80000 61200

 info@sinoxpower.com

www.sinoxpower.com