

SOLAR BLDC
PUMPING SOLUTIONS

Uratom[®]
ePower Pvt. Ltd.

GOLD STAR[®]
VENTURES



Lifting Water,
Growing Life



Hiramrut
Serving Solar Industry Since 1984

“ SAVE WATER WITH THE POWER OF SUN

Water is the most important and valuable natural resource on Earth. It sustains all life. There is no life without water. Water is not only important for human beings but for the entire ecosystem. Without enough water, the existence of humans, as well as animals, is next to impossible. After fresh air, water is the second most important natural resource for the survival of any living being.





WHO WE ARE ?

Uratom Solar is working on 'Renewable Energy' field since 1984, having more than 41 years of rich experience in solar solutions, "Hiramrut Group" is back with innovative products with impactful name (URATOM) Yes, Uratom EPower Pvt. Ltd. (UEPL) – AN ISO 9001: 2015 5 ISO 14001 certified company. Is one of the largest manufacturer in Gujarat for eco-friendly & pollution free renewable energy products like Solar water pump systems ,solar panel, electric bicycles,on grid windmills,solar floor mills UEPL is committed to manufacturer of quality, reliable, long life solar products for clean & green environment for next generation.

Uratom EPower Pvt. Ltd. Having a large working area of 18,210 Sq. Mtr., with automation well equipped factory premises, latest tools, technically perfect machineries, extremely qualified and technically sound engineers for well drawings and designs and having more than 75 qualified & well trained staff for marketing and services.

Having state-of -art production line supported by in-house research and development , UEPL ensure high quality with higher efficiency solar products for domestic, commercial as well a industrial purpose. Also Uratom Rooftop Inverters are widely used in India. Production, drawing & designing is prepared and finalized under stringent supervision of qualified engineers.

Uratom have all MNRE approved solar pumps One of the prestigious project have done with joint coloration of German & Indian Govt. at Leh for space heating. Where solar energy store and make space heated at night hours.

Uratom are approved by MNRE as a channel partner for solar water pumping systems Solar Water Heater, Solar Rooftop and Solar Cooker Company have Four branches in India at Ahmedabad, Aurangabad, Roorkee & Durgapur. Uratom has wide dealer network in Gujarat, Rajasthan, Maharashtra, Chhattisgarh, Madhya Pradesh, Karnataka, Andhra Pradesh, Delhi, Haryana, Himachal Pradesh, Punjab and Jammu & Kashmir & West Bengal.



I OUR MISSION

We intend to promote use of solar energy by...

- Developing and delivering innovative solar solutions.
- Making the solutions accessible, viable and affordable.
- Achieving and enhancing complete customer satisfactions.

I OUR VISION

Creating sustainable and eco-friendly future for our Mother Earth by optimum use of solar energy.

I QUALITY POLICY

We are committed to achieve customer satisfaction by product quality of solar water heater and solar lighting systems, also committed to minimize adverse impact arising due to products & manufacturing processes on employees & environment.

We are committed to comply our integrated management system as per requirements of international standards & applicable legal requirements.

We will do continual improvement in integrated management system by preventing pollution & fulfilling quality objectives, targets, programs and legal requirements.

MOTOR DIAMETER IN 3" INCH – CI SOLAR SUBMERSIBLE OIL-COOLED PUMPS – BLDC/PMSM

Cast Iron Type



DESCRIPTION

Uratom has specially design water-filled 6 pole BLDC/PMSM Cast Iron submersible motor with noryl rotor centrifugal pump and maximum utilization of solar energy during sunny days, BLDC PMSM motor set has 30% higher energy efficiency then conventional ac submersible pump. V3-CI series is suitable for 3.5" or above bore well dia.

- 18 slot 6 pole Patented design
- V3-CI is special design with Cast Iron for longer life
- Use of high grade CRNO stamping for higher efficiency
- Use of NdFeb neodymium magnet with NICKEL and marine grade coating for corrosion free long life
- NEMA motor coupling

TECHNICAL SPECIFICATION

- Water Filled BLDC/PMSM Motor
- Higher 3150 RPM
- HP Range 0.5 HP to 2.0 HP
- 150 Hz operation

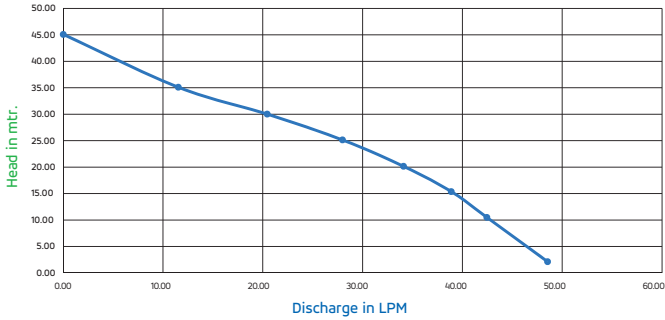
SR. No.	Motor Diameter in Inch	HP	Model	Head in Mtr.	Max Head in Mtr.	Flow Rate in LPM	Outlet in Inch Outlet	Require Power
1	3"	0.5	3CIDUE0530	30	45	21	1.5"	600 Wp
2	3"	1.0	3CIDUE1030	30	45	32	1.5"	1000 Wp
3	3"	1.0	3CIDUE1060	60	90	22	1.25"	1000 Wp
4	3"	2.0	3CIDUE2090	90	120	18	1.25"	2000 Wp

MATERIAL DESCRIPTION

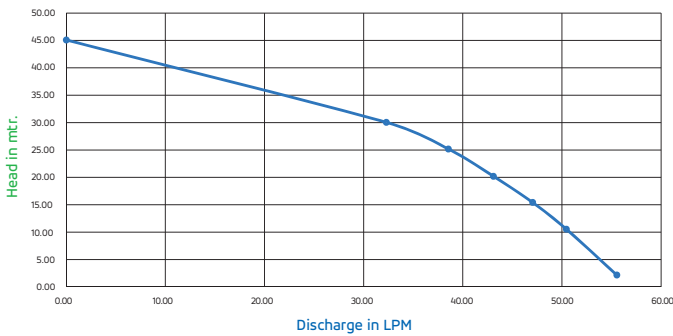
SR. No.	Parts Name	Material
1	Motor Base	Stainless Steel
2	Motor Upper Housing & Lower Housing	Casting iron
3	Pump N.R.V	Casting iron
4	Pump Suction	Casting iron
5	Bowl & Impeller	Noryl

MOTOR DIAMETER IN 3" INCH - CI SOLAR SUBMERSIBLE OIL-COOLED PUMPS - BLDC/PMSM

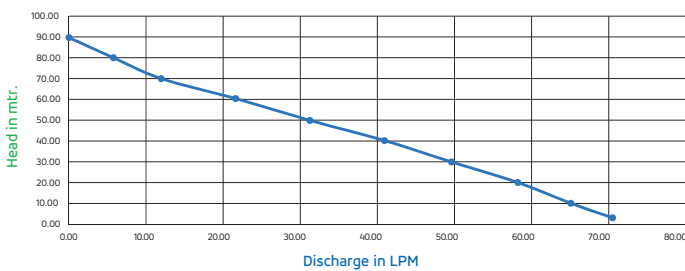
Cast Iron Type



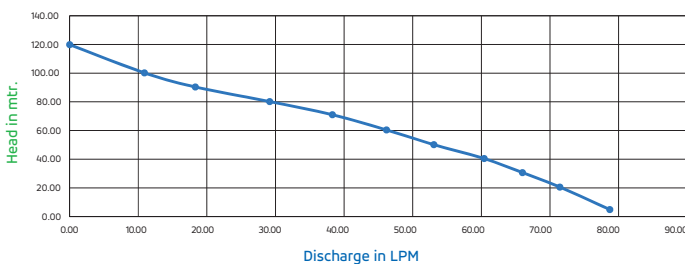
Motor Diameter in Inch	HP	Max Head in Mtr.	Max Flow in LPM	Model
3"	0.5	45	48	3CIDUE0530



Motor Diameter in Inch	HP	Max Head in Mtr.	Max Flow in LPM	Model
3"	1.0	45	58	3CIDUE1030



Motor Diameter in Inch	HP	Max Head in Mtr.	Max Flow in LPM	Model
3"	1.0	90	71	3CIDUE1060



Motor Diameter in Inch	HP	Max Head in Mtr.	Max Flow in LPM	Model
3"	2.0	120	79	3CIDUE2090

MOTOR DIAMETER IN 3" INCH – SS SOLAR SUBMERSIBLE OIL-COOLED PUMPS – BLDC/PMSM

Stainless
Steel Type



DESCRIPTION

Uratom has specially design oil-filled 6 pole BLDC/PMSM Stainless Steel submersible motor with noryl rotor centrifugal pump and maximum utilization of solar energy during sunny days, BLDC PMSM motor set has 30% higher energy efficiency then conventional ac submersible pump. V3-SS series is suitable for 3.5" or above bore well dia.

- 18 slot 6 pole Patented design
- V3-SS is special design with Stainless Steel for longer life
- Use of high grade CRNO stamping for higher efficiency
- Use of NdFeb neodymium magnet with NICKEL and marine grade coating for corrosion free long life
- NEMA motor coupling

TECHNICAL SPECIFICATION

- Oil Filled BLDC/PMSM Motor
- Higher 3150 RPM
- HP Range 0.5 HP to 2.0 HP
- 150 Hz operation

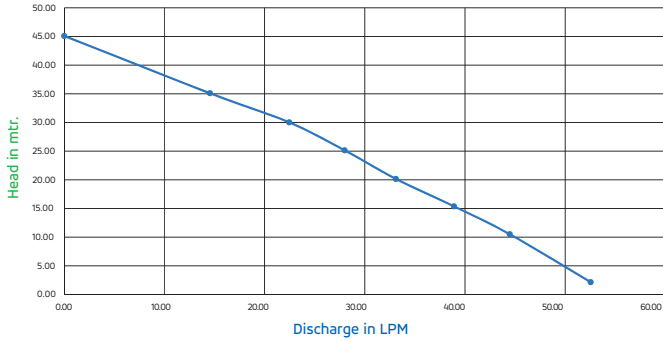
SR. No.	Motor Diameter in Inch	HP	Model	Head in Mtr.	Max Head in Mtr.	Flow Rate in LPM	Outlet in Inch Outlet	Require Power
1	3"	0.5	3SSODUE0530	30	45	24	1.5"	600 Wp
2	3"	1.0	3SSODUE1030	30	45	38	1.5"	1000 Wp
3	3"	1.0	3SSODUE1060	60	90	24	1.25"	1000 Wp
4	3"	2.0	3SSODUE2090	90	120	21	1.25"	2000Wp

MATERIAL DESCRIPTION

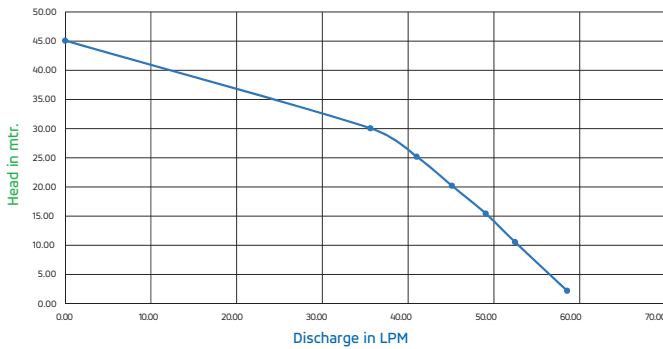
SR. No.	Parts Name	Material
1	Motor	Stainless Steel
2	Upper Housing & Lower Housing	Stainless Steel
3	Pump N.R.V & Pump Suction	Stainless Steel
4	Bowl & Impeller	Stainless Steel

MOTOR DIAMETER IN 3” INCH – SS SOLAR SUBMERSIBLE OIL-COOLED PUMPS – BLDC/PMSM

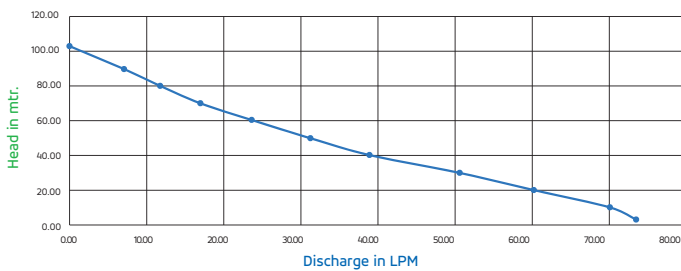
Stainless Steel Type



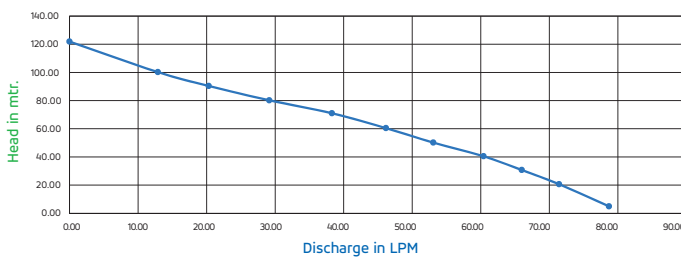
Motor Diameter in Inch	HP	Max Head in Mtr.	Max Flow in LPM	Model
3"	0.5	45	54	3SSODUE0530



Motor Diameter in Inch	HP	Max Head in Mtr.	Max Flow in LPM	Model
3"	1.0	45	58	3SSODUE1030



Motor Diameter in Inch	HP	Max Head in Mtr.	Max Flow in LPM	Model
3"	1.0	100	74	3SSODUE1060



Motor Diameter in Inch	HP	Max Head in Mtr.	Max Flow in LPM	Model
3"	2.0	120	79	3SSODUE2090

MOTOR DIAMETER IN 4" INCH – CI SOLAR SUBMERSIBLE OIL-COOLED PUMPS – BLDC/PMSM

Cast Iron Type



DESCRIPTION

Uratom has specially design water-filled 6 pole BLDC/PMSM Cast Iron submersible motor and Noryl Bowl Impeller pump with maximum utilization of solar energy during sunny days, BLDC PMSM motor set has 30% higher energy efficiency then conventional ac submersible pump. V4-CI series is suitable for 4.5" or above bore well dia.

- 18 slot 6 pole Patented design
- V4-CI series is special design with Cast Iron for longer life
- Use of high grade CRNO stamping for higher efficiency
- Use of NdFeb neodymium magnet with NICKEL and marine grade coating for corrosion free long life
- NEMA motor coupling

TECHNICAL SPECIFICATION

- Water Filled BLDC/PMSM Motor
- Higher 3150 RPM
- HP Range 0.25 HP to 3 HP
- Head Range 10m to 130m
- Voltage 36V to 400V Range

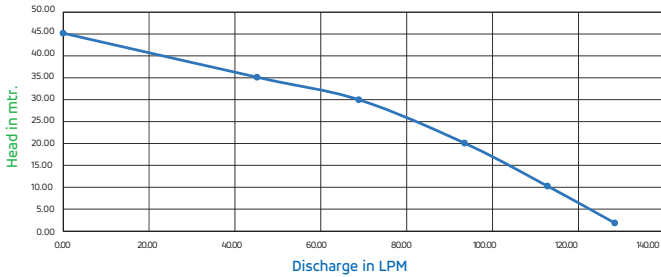
SR. No.	Motor Diameter in Inch	HP	Model	Head in Mtr.	Max Head in Mtr.	Flow Rate in LPM	Outlet in Inch Outlet	Require Power
1	4"	1.0	4CIDUE1030	30	45	68	1.5"	1000 Wp
2	4"	1.0	4CIDUE1060	60	80	25	1.0"	1000 Wp
3	4"	2.0	4CIDUE2030	30	45	142	2.0"	2000 Wp
4	4"	2.0	4CIDUE2050	50	70	82	1.5"	2000 Wp
5	4"	2.0	4CIDUE2070	70	100	50	1.25"	2000 Wp
6	4"	2.0	4CIDUE2100	100	120	36	1.25"	2000 Wp
7	4"	3.0	4CIDUE3030	30	45	240	2.0"	3000 Wp
8	4"	3.0	4CIDUE3050	50	70	115	1.5"	3000 Wp
9	4"	3.0	4CIDUE3070	70	100	87	1.5"	3000 Wp
10	4"	3.0	4CIDUE3100	100	120	58	1.25"	3000 Wp

MATERIAL DESCRIPTION

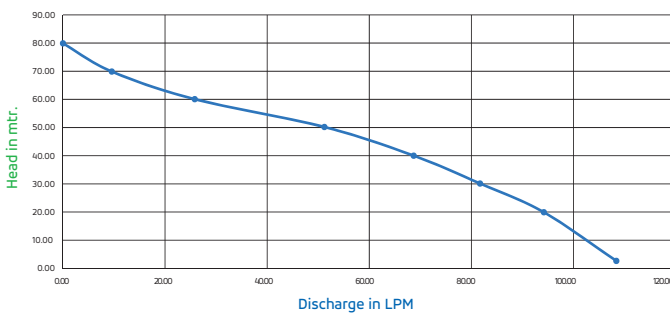
SR. No.	Parts Name	Material
1	Motor Base, Upper Housing & Lower Housing	Casting iron
2	Pump N.R.V & Pump Suction	Casting iron
3	Bowl & Impeller	Noryl

MOTOR DIAMETER IN 4" INCH - CI SOLAR SUBMERSIBLE OIL-COOLED PUMPS - BLDC/PMSM

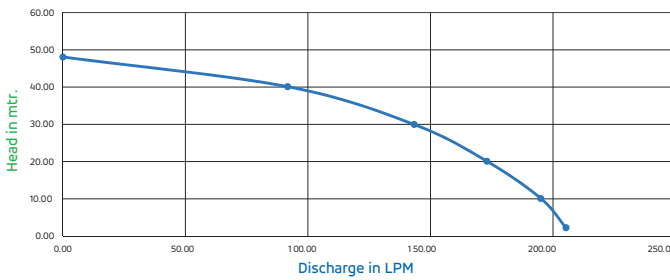
Cast Iron Type



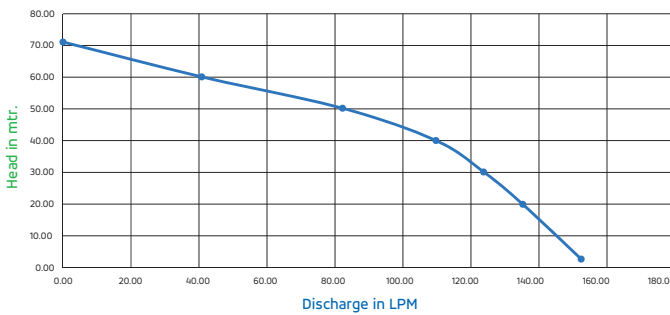
Motor Diameter in Inch	HP	Max Head in Mtr.	Max Flow in LPM	Model
4"	1.0	45	130	4CIDUE1030



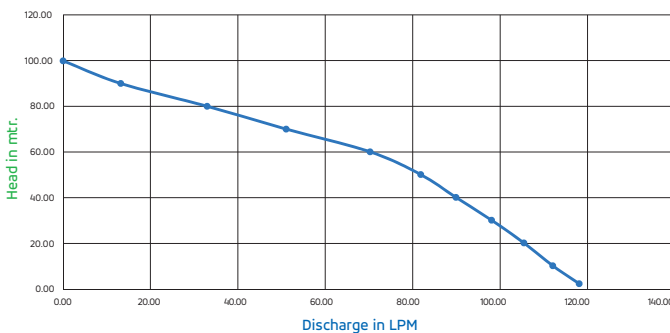
Motor Diameter in Inch	HP	Max Head in Mtr.	Max Flow in LPM	Model
4"	1.0	80	110	4CIDUE1060



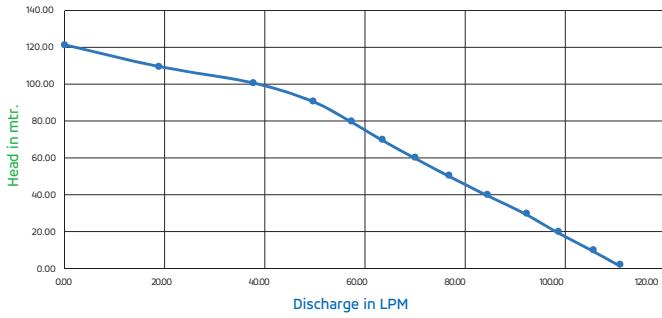
Motor Diameter in Inch	HP	Max Head in Mtr.	Max Flow in LPM	Model
4"	2.0	58	210	4CIDUE2030



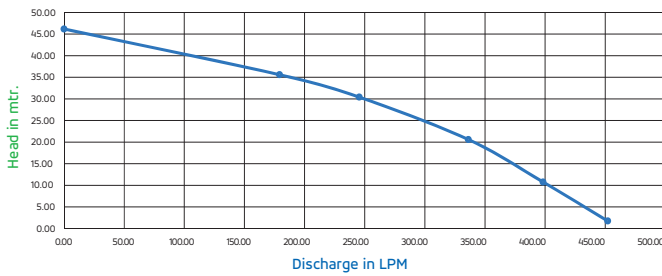
Motor Diameter in Inch	HP	Max Head in Mtr.	Max Flow in LPM	Model
4"	2.0	70	152	4CIDUE2050



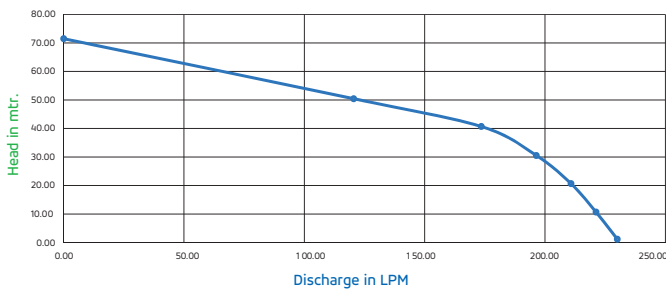
Motor Diameter in Inch	HP	Max Head in Mtr.	Max Flow in LPM	Model
4"	2.0	100	119	4CIDUE2070



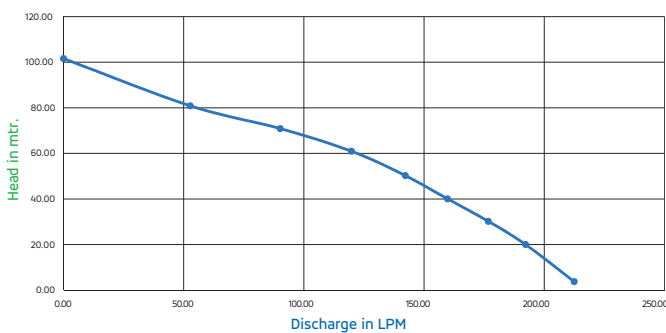
Motor Diameter in Inch	HP	Max Head in Mtr.	Max Flow in LPM	Model
4"	2.0	120	110	4CIDUE2100



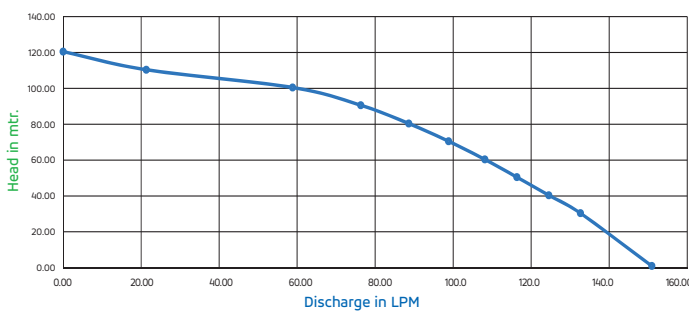
Motor Diameter in Inch	HP	Max Head in Mtr.	Max Flow in LPM	Model
4"	3.0	46	455	4CIDUE3030



Motor Diameter in Inch	HP	Max Head in Mtr.	Max Flow in LPM	Model
4"	3.0	72	225	4CIDUE3050



Motor Diameter in Inch	HP	Max Head in Mtr.	Max Flow in LPM	Model
4"	3.0	100	220	4CIDUE3070



Motor Diameter in Inch	HP	Max Head in Mtr.	Max Flow in LPM	Model
4"	3.0	120	150	4CIDUE3100

MOTOR DIAMETER IN 4” INCH – SS SOLAR SUBMERSIBLE OIL-COOLED PUMPS – BLDC/PMSM

Stainless Steel Type



DESCRIPTION

Uratom has specially design oil-filled 6 pole BLDC/PMSM Stainless Steel submersible motor and Noryl Bowl Impeller pump with maximum utilization of solar energy during sunny days, BLDC PMSM motor set has 30% higher energy efficiency then conventional ac submersible pump. V4-SS series is suitable for 4.5" or above bore well dia.

- 18 slot 6 pole Patented design
- V4-SS series is special design with Stainless Steel for longer life
- Use of high grade CRNO stamping for higher efficiency
- Use of NdFeb neodymium magnet with NICKEL and marine grade coating for corrosion free long life
- NEMA motor coupling

TECHNICAL SPECIFICATION

- Oil Filled BLDC/PMSM Motor
- Higher 3150 RPM
- HP Range 1 HP to 3 HP
- Head Range 10m to 170m
- Voltage 36V to 400V Range

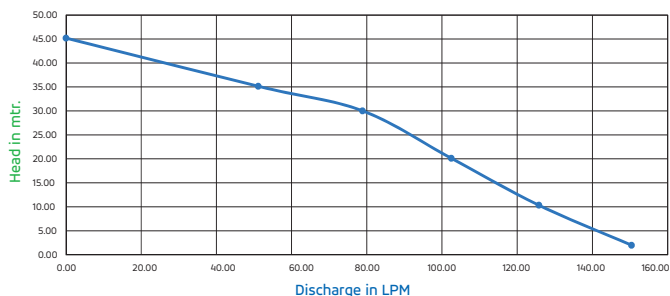
SR. No.	Motor Diameter in Inch	HP	Model	Head in Mtr.	Max Head in Mtr.	Flow Rate in LPM	Outlet in Inch Outlet	Require Power
1	4"	1.0	4SODUE1030	30	45	76	1.25"	1000 Wp
2	4"	1.0	4SODUE1060	60	90	28	1.0"	1000 Wp
3	4"	1.0	4SODUE1090	90	120	14	1.0"	1000 Wp
4	4"	2.0	4SODUE2030	30	45	156	2.0"	2000 Wp
5	4"	2.0	4SODUE2050	50	70	93	1.25"	2000 Wp
6	4"	2.0	4SODUE2070	70	100	55	1.25"	2000 Wp
7	4"	2.0	4SODUE2100	100	120	48	1.25"	2000 Wp
8	4"	2.0	4SODUE2120	120	150	32	1.25"	2000 Wp
9	4"	2.0	4SODUE2150	150	200	23	1"	2000 Wp
10	4"	3.0	4SODUE3030	30	45	271	2.5"	3000 Wp
11	4"	3.0	4SODUE3050	50	70	150	1.5"	3000 Wp
12	4"	3.0	4SODUE3070	70	100	107	1.5"	3000 Wp
13	4"	3.0	4SODUE3100	100	120	75	1.25"	3000 Wp
14	4"	3.0	4SODUE3120	120	180	67	1.25"	3000 Wp
15	4"	3.0	4SODUE3150	150	200	45	1.25"	3000 Wp
16	4"	3.0	4SODUE3170	170	220	33	1.25"	3000 Wp

MATERIAL DESCRIPTION

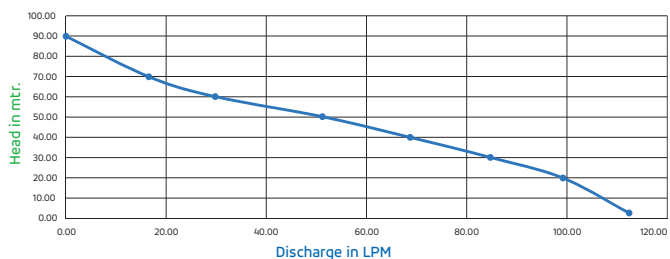
SR. No.	Parts Name	Material
1	Motor	Stainless Steel
2	Upper Housing & Lower Housing	Stainless Steel
3	Pump N.R.V & Pump Suction	Stainless Steel
4	Bowl & Impeller	Stainless Steel

MOTOR DIAMETER IN 4" INCH - SS SOLAR SUBMERSIBLE OIL-COOLED PUMPS - BLDC/PMSM

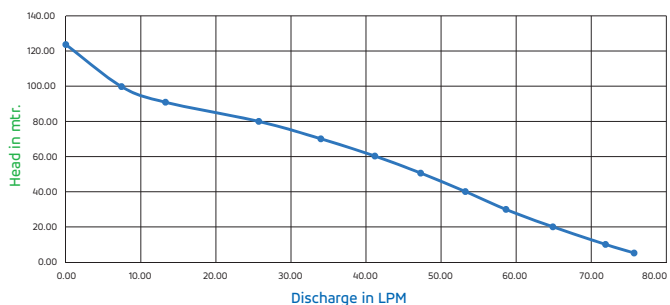
Stainless Steel Type



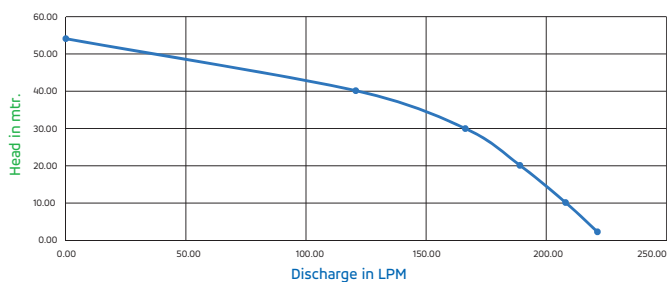
Motor Diameter in Inch	HP	Max Head in Mtr.	Max Flow in LPM	Model
4"	1.0	45	150	4SODUE1030



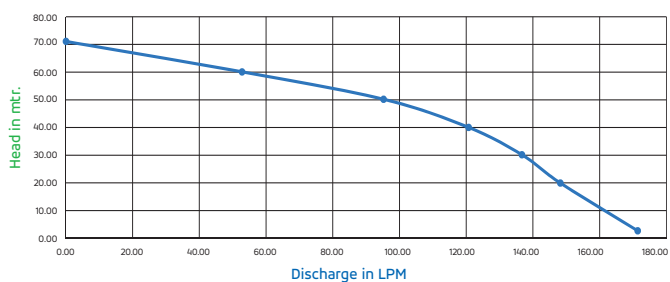
Motor Diameter in Inch	HP	Max Head in Mtr.	Max Flow in LPM	Model
4"	1.0	90	110	4SODUE1060



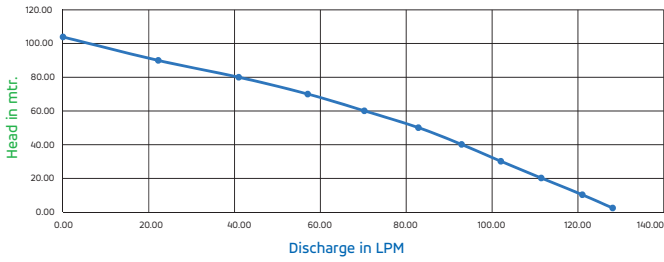
Motor Diameter in Inch	HP	Max Head in Mtr.	Max Flow in LPM	Model
4"	1.0	120	75	4SODUE1090



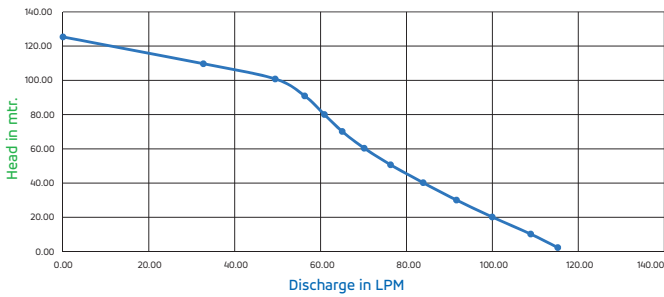
Motor Diameter in Inch	HP	Max Head in Mtr.	Max Flow in LPM	Model
4"	2.0	55	225	4SODUE2030



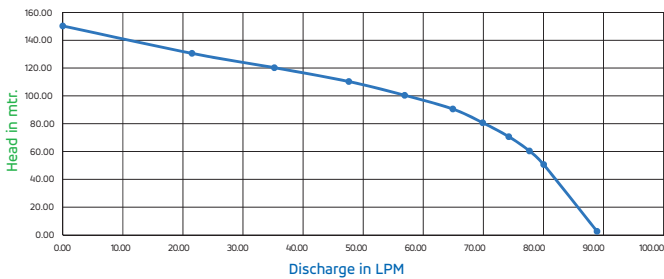
Motor Diameter in Inch	HP	Max Head in Mtr.	Max Flow in LPM	Model
4"	2.0	70	170	4SODUE2050



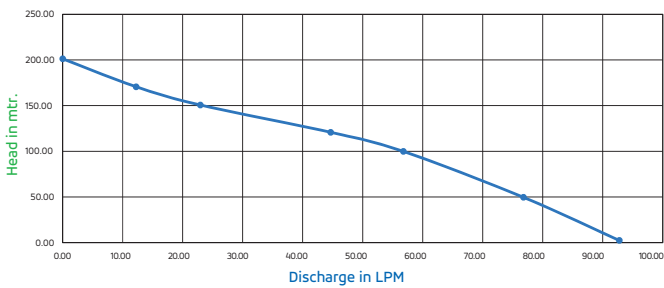
Motor Diameter in Inch	HP	Max Head in Mtr.	Max Flow in LPM	Model
4"	2.0	100	130	4SODUE2070



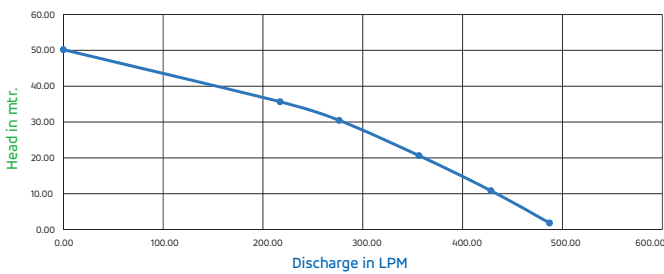
Motor Diameter in Inch	HP	Max Head in Mtr.	Max Flow in LPM	Model
4"	2.0	120	115	4SODUE2100



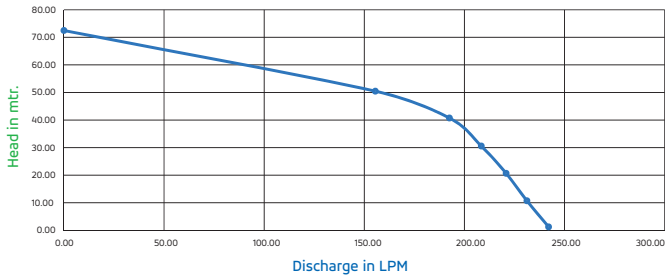
Motor Diameter in Inch	HP	Max Head in Mtr.	Max Flow in LPM	Model
4"	2.0	145	89	4SODUE2120



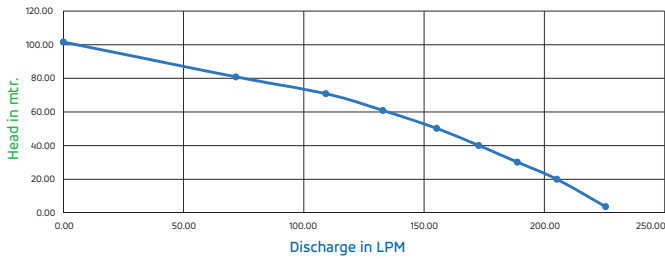
Motor Diameter in Inch	HP	Max Head in Mtr.	Max Flow in LPM	Model
4"	2.0	200	92	4SODUE2150



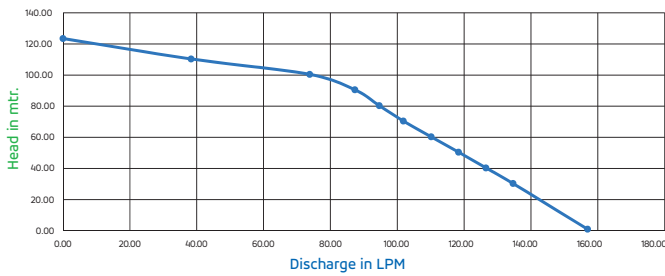
Motor Diameter in Inch	HP	Max Head in Mtr.	Max Flow in LPM	Model
4"	3.0	50	448	4SODUE3030



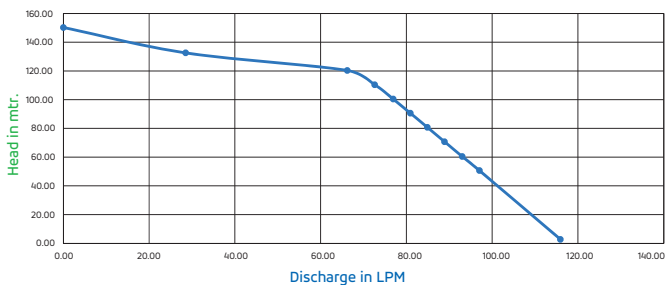
Motor Diameter in Inch	HP	Max Head in Mtr.	Max Flow in LPM	Model
4"	3.0	72	245	4SODUE3050



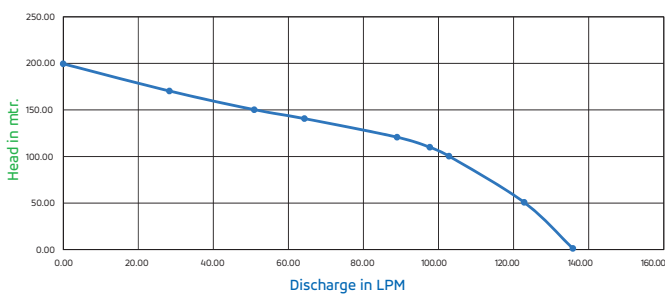
Motor Diameter in Inch	HP	Max Head in Mtr.	Max Flow in LPM	Model
4"	3.0	100	225	4SODUE3070



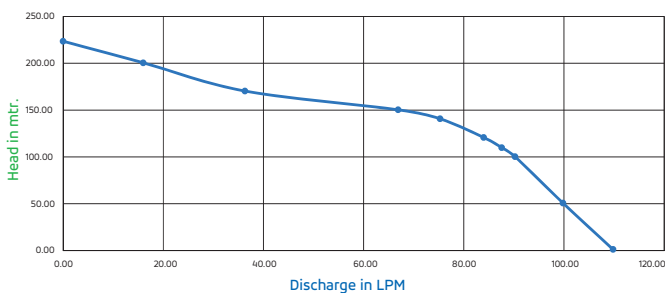
Motor Diameter in Inch	HP	Max Head in Mtr.	Max Flow in LPM	Model
4"	3.0	122	158	4SODUE3100



Motor Diameter in Inch	HP	Max Head in Mtr.	Max Flow in LPM	Model
4"	3.0	150	115	4SODUE3120



Motor Diameter in Inch	HP	Max Head in Mtr.	Max Flow in LPM	Model
4"	3.0	200	138	4SODUE3150



Motor Diameter in Inch	HP	Max Head in Mtr.	Max Flow in LPM	Model
4"	3.0	225	110	4SODUE3170

MOTOR DIAMETER IN 4” INCH – SS DC SOLAR SUBMERSIBLE PUMPS WATER COOLED – BLDC/PMSM

Stainless Steel Type



DESCRIPTION

Uratom has specially design water-filled 6 pole BLDC/PMSM Stainless Steel submersible motor and Fabricated Bowl Impeller pump with maximum utilization of solar energy during sunny days, BLDC PMSM motor set has 30% higher energy efficiency then conventional ac submersible pump. V4-SS series is suitable for 4.5" or above bore well dia.

- 18 slot 6 pole Patented design
- V4-SS series is special design with Stainless Steel for longer life
- Use of high grade CRNO stamping for higher efficiency
- Use of NdFeb neodymium magnet with NICKEL and marine grade coating for corrosion free long life
- NEMA motor coupling

TECHNICAL SPECIFICATION

- Water Filled BLDC/PMSM Motor
- Higher 3150 RPM
- HP Range 0.25 HP to 5 HP
- Head Range 10m to 200m
- Voltage 36V to 600V Range

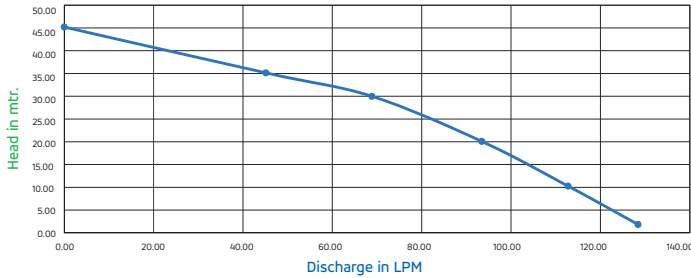
SR. No.	Motor Diameter in Inch	HP	Model	Head in Mtr.	Max Head in Mtr.	Flow Rate In LPM	Outlet	Require Power
1	4"	1	4SDUE1030	30 M	45 M	76	1.25"	1000 Wp
2	4"	1	4SDUE1060	60 M	90 M	28	1.25"	1000 Wp
3	4"	1	4SDUE1090	90 M	120 M	14	1.25"	1000 Wp
4	4"	2	4SDUE2030	30 M	45 M	156	2"	2000 Wp
5	4"	2	4SDUE2050	50 M	70 M	93	1.25"	2000 Wp
6	4"	2	4SDUE2070	70 M	100 M	55	1.25"	2000 Wp
7	4"	2	4SDUE2100	100 M	120 M	48	1.25"	2000 Wp
8	4"	2	4SDUE2120	120 M	150 M	32	1.25"	2000 Wp
9	4"	2	4SDUE2150	150 M	200 M	23	1"	2000 Wp
10	4"	3	4SDUE3030	30 M	45 M	271	2.5"	3000 Wp
11	4"	3	4SDUE3050	50 M	70 M	150	2"	3000 Wp
12	4"	3	4SDUE3070	70 M	100 M	107	2"	3000 Wp
13	4"	3	4SDUE3100	100 M	120 M	75	1.25"	3000 Wp
14	4"	3	4SDUE3120	120 M	150 M	67	1.25"	3000 Wp
15	4"	3	4SDUE3150	150 M	200 M	45	1.25"	3000 Wp
16	4"	3	4SDUE3170	170 M	220 M	33	1.25"	3000 Wp
17	4"	5	4SDUE5030	30 M	45 M	434	3"	5000 Wp
18	4"	5	4SDUE5050	50 M	70 M	230	2.5"	5000 Wp
19	4"	5	4SDUE5070	70 M	100 M	171	2"	5000 Wp
20	4"	5	4SDUE5100	100 M	120 M	120	1.25"	5000 Wp
21	4"	5	4SDUE5120	120 M	150 M	85	1.25"	5000 Wp
22	4"	5	4SDUE5150	150 M	200 M	62	1.25"	5000 Wp
23	4"	5	4SDUE5200	200 M	250 M	51	1.25"	5000 Wp

MATERIAL DESCRIPTION

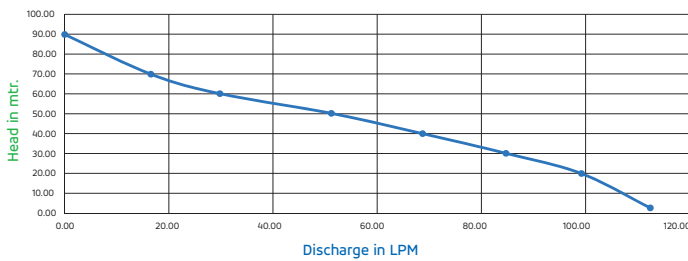
SR. No.	Parts Name	Material
1	Motor Base, Upper Housing & Lower Housing	Stainless Steel
2	Pump N.R.V & Pump Suction	Stainless Steel
3	Bowl & Impeller	SS304

MOTOR DIAMETER IN 4" INCH - SS DC SOLAR SUBMERSIBLE PUMPS WATER COOLED - BLDC/PMSM

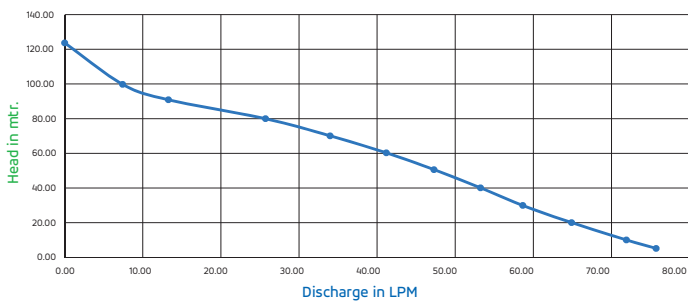
Stainless
Steel Type



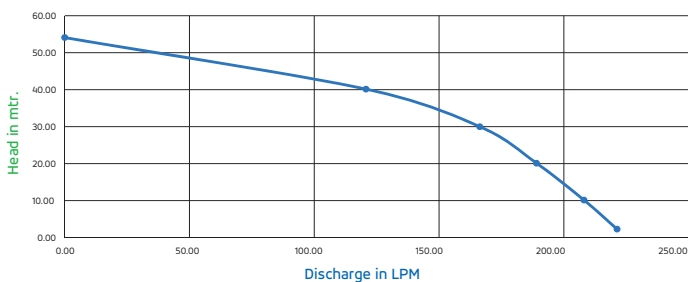
Motor Diameter in Inch	HP	Max Head in Mtr.	Max Flow in LPM	Model
4"	1.0	45	130	4SDUE1030



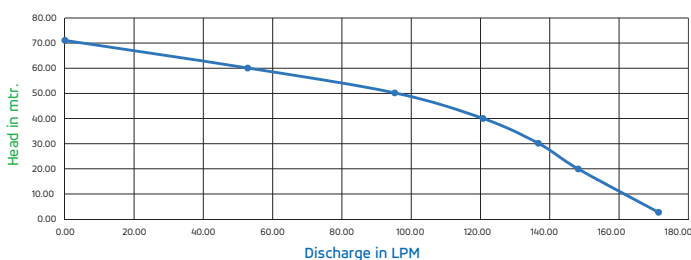
Motor Diameter in Inch	HP	Max Head in Mtr.	Max Flow in LPM	Model
4"	1.0	90	110	4SDUE1060



Motor Diameter in Inch	HP	Max Head in Mtr.	Max Flow in LPM	Model
4"	1.0	122	75	4SDUE1090



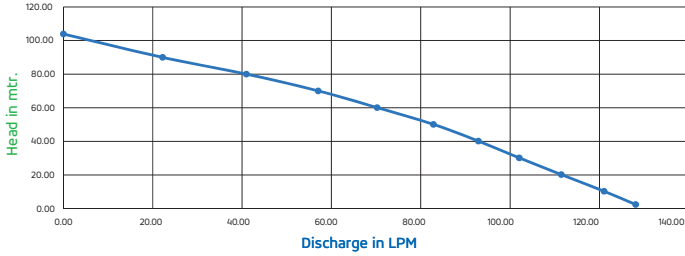
Motor Diameter in Inch	HP	Max Head in Mtr.	Max Flow in LPM	Model
4"	2.0	55	225	4SDUE2030



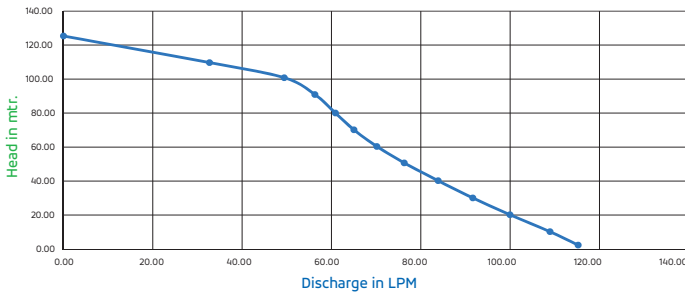
Motor Diameter in Inch	HP	Max Head in Mtr.	Max Flow in LPM	Model
4"	2.0	70	170	4SDUE2050

MOTOR DIAMETER IN 4" INCH - SS DC SOLAR SUBMERSIBLE PUMPS WATER COOLED - BLDC/PMSM

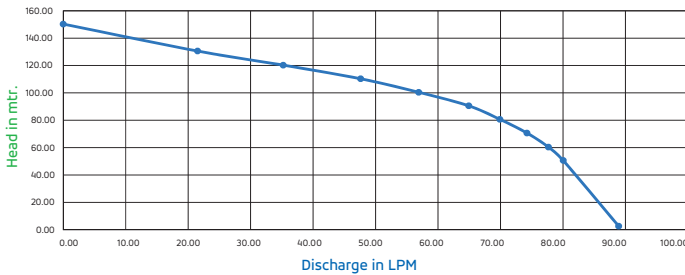
Stainless Steel Type



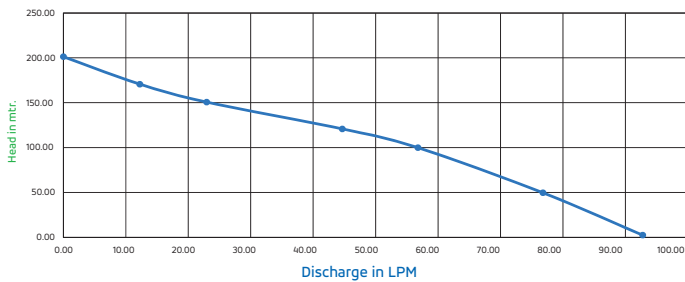
Motor Diameter in Inch	HP	Max Head in Mtr.	Max Flow in LPM	Model
4"	1.0	105	130	4SDUE2070



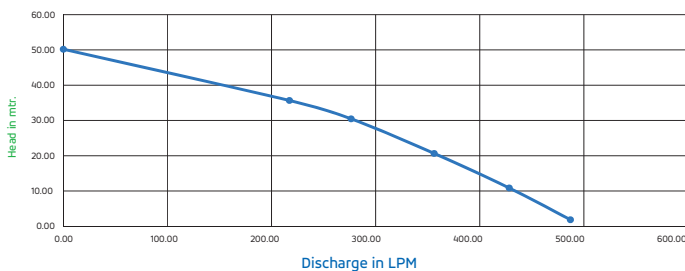
Motor Diameter in Inch	HP	Max Head in Mtr.	Max Flow in LPM	Model
4"	1.0	122	118	4SDUE2100



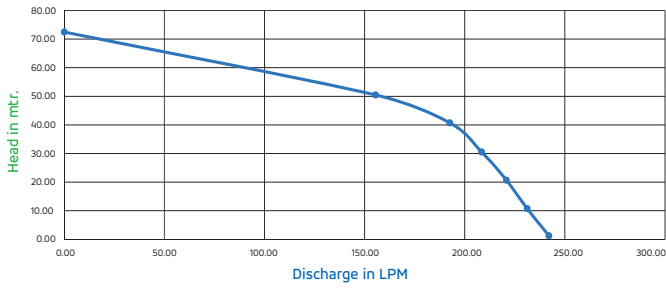
Motor Diameter in Inch	HP	Max Head in Mtr.	Max Flow in LPM	Model
4"	1.0	122	75	4SDUE2120



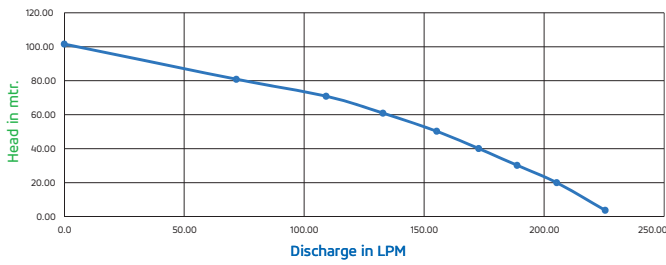
Motor Diameter in Inch	HP	Max Head in Mtr.	Max Flow in LPM	Model
4"	2.0	200	95	4SDUE2150



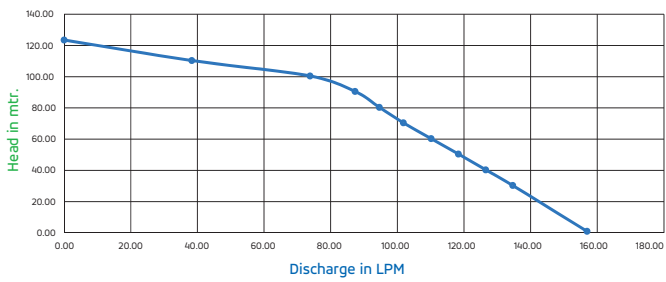
Motor Diameter in Inch	HP	Max Head in Mtr.	Max Flow in LPM	Model
4"	3.0	50	490	4SDUE3030



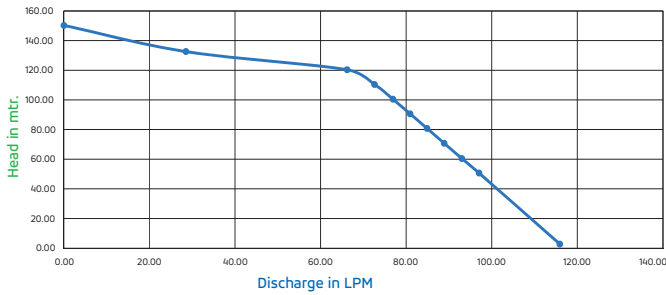
Motor Diameter in Inch	HP	Max Head in Mtr.	Max Flow in LPM	Model
4"	3.0	74	245	4SDUE3050



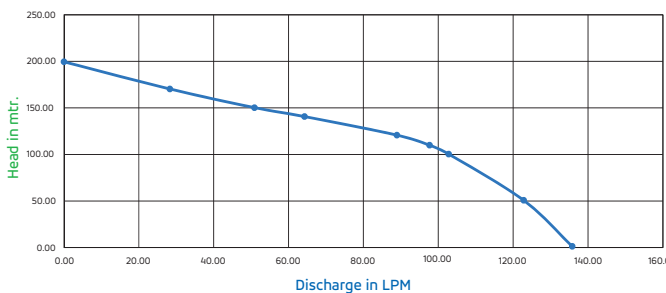
Motor Diameter in Inch	HP	Max Head in Mtr.	Max Flow in LPM	Model
4"	3.0	100	225	4SDUE3070



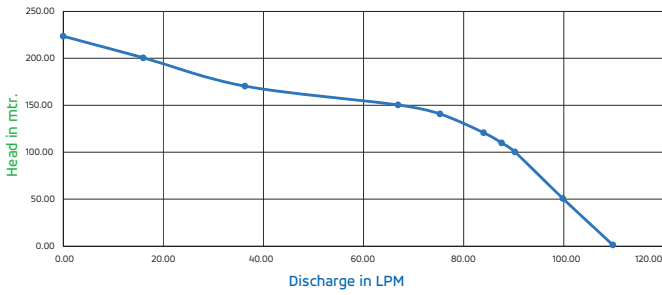
Motor Diameter in Inch	HP	Max Head in Mtr.	Max Flow in LPM	Model
4"	3.0	120	158	4SDUE3100



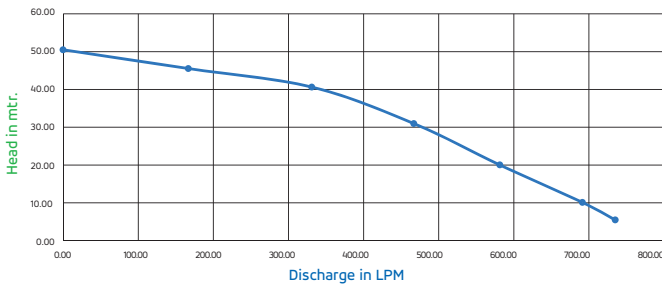
Motor Diameter in Inch	HP	Max Head in Mtr.	Max Flow in LPM	Model
4"	3.0	150	110	4SDUE3120



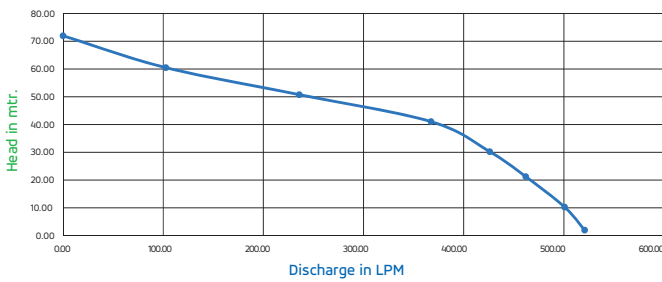
Motor Diameter in Inch	HP	Max Head in Mtr.	Max Flow in LPM	Model
4"	3.0	200	135	4SDUE3150



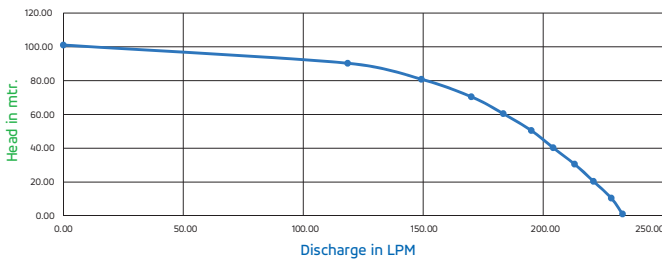
Motor Diameter in Inch	HP	Max Head in Mtr.	Max Flow in LPM	Model
4"	3.0	225	110	4SDUE3170



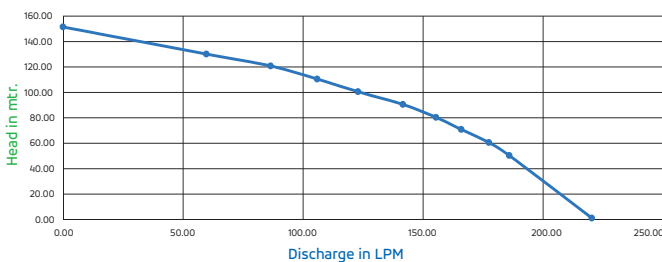
Motor Diameter in Inch	HP	Max Head in Mtr.	Max Flow in LPM	Model
4"	5.0	50	750	4SDUE5030



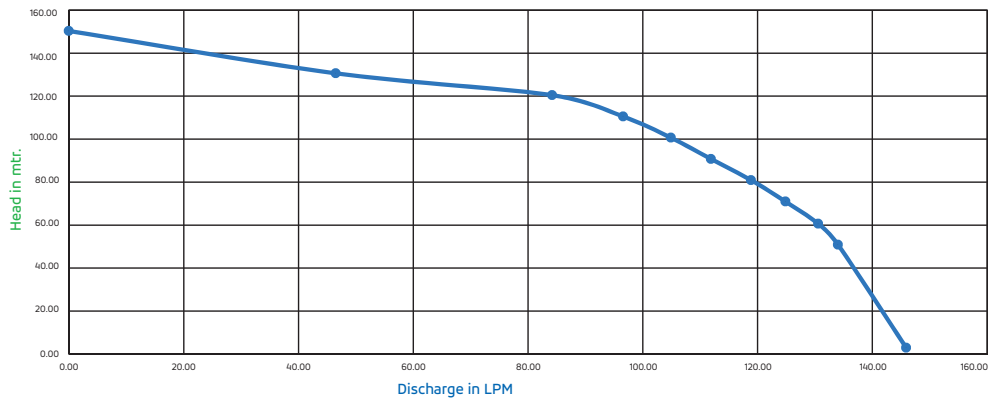
Motor Diameter in Inch	HP	Max Head in Mtr.	Max Flow in LPM	Model
4"	5.0	72	520	4SDUE5050



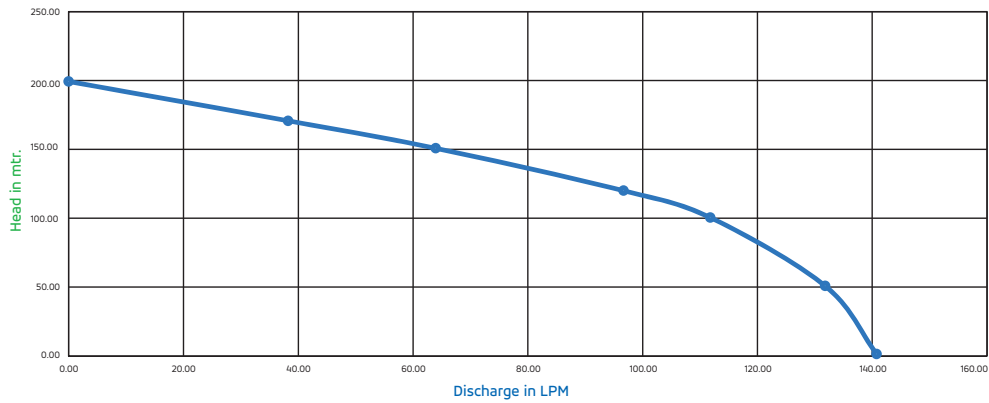
Motor Diameter in Inch	HP	Max Head in Mtr.	Max Flow in LPM	Model
4"	5.0	100	225	4SDUE5070



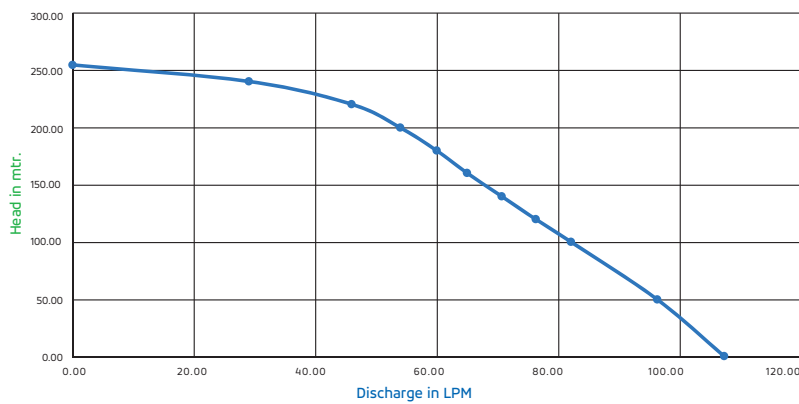
Motor Diameter in Inch	HP	Max Head in Mtr.	Max Flow in LPM	Model
4"	5.0	150	225	4SDUE5100



Motor Diameter in Inch	HP	Max Head in Mtr.	Max Flow in LPM	Model
4"	5.0	150	145	4SDUE5120



Motor Diameter in Inch	HP	Max Head in Mtr.	Max Flow in LPM	Model
4"	5.0	200	140	4SDUE5150



Motor Diameter in Inch	HP	Max Head in Mtr.	Max Flow in LPM	Model
4"	5.0	250	110	4SDUE5200

MOTOR DIAMETER IN 4” INCH – SS DC SOLAR HHLV SCREW PUMPS – BLDC/PMSM

Stainless Steel Type



DESCRIPTION

Uratom has specially design water-filled 6 pole BLDC/PMSM Stainless Steel submersible motor and Helicul Screw with maximum utilization of solar energy during sunny days, BLDC PMSM motor set has 30% higher energy efficiency then conventional ac submersible pump. V4-SS series is suitable for 4.5" or above bore well dia.

- 18 slot 6 pole Patented design
- V4-SS series is special design with Stainless Steel for longer life
- Use of high grade CRNO stamping for higher efficiency
- Use of NdFeb neodymium magnet with NICKEL and marine grade coating for corrosion free long life
- NEMA motor coupling

TECHNICAL SPECIFICATION

- Water Filled BLDC/PMSM Motor
- Higher 3150 RPM
- HP Range 1 HP & 2 HP
- Head Range 10m to 240m
- Voltage 60V to 150V Range

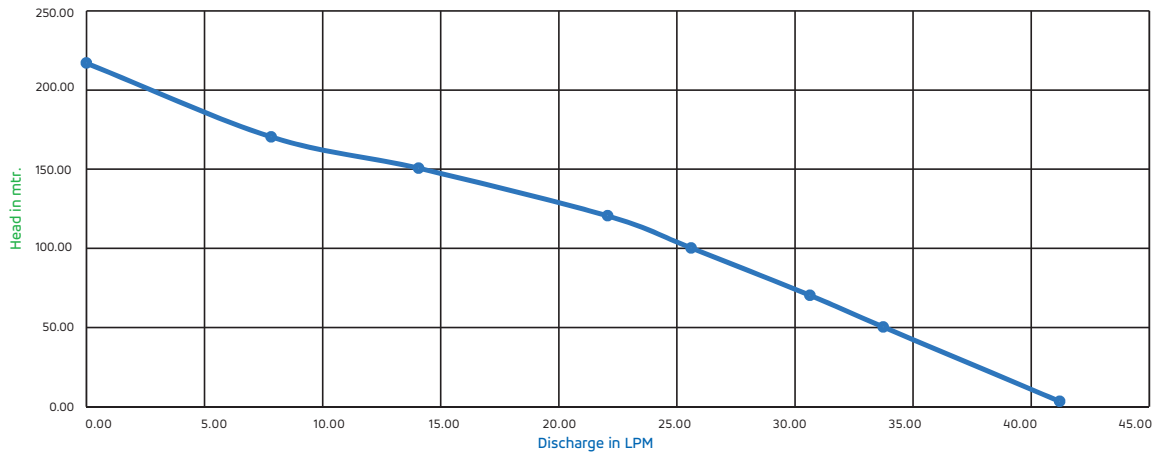
SR. No.	Motor Diameter in Inch	HP	Model	Head in Mtr.	Max Head in Mtr.	Flow Rate In LPM	Outlet	Require Power
1	4"	1	4SHUE1120	120 M	210 M	22	1.25"	1000 Wp
2	4"	2	4SHUE2240	240 M	420 M	20	1.25"	2000 Wp

MATERIAL DESCRIPTION

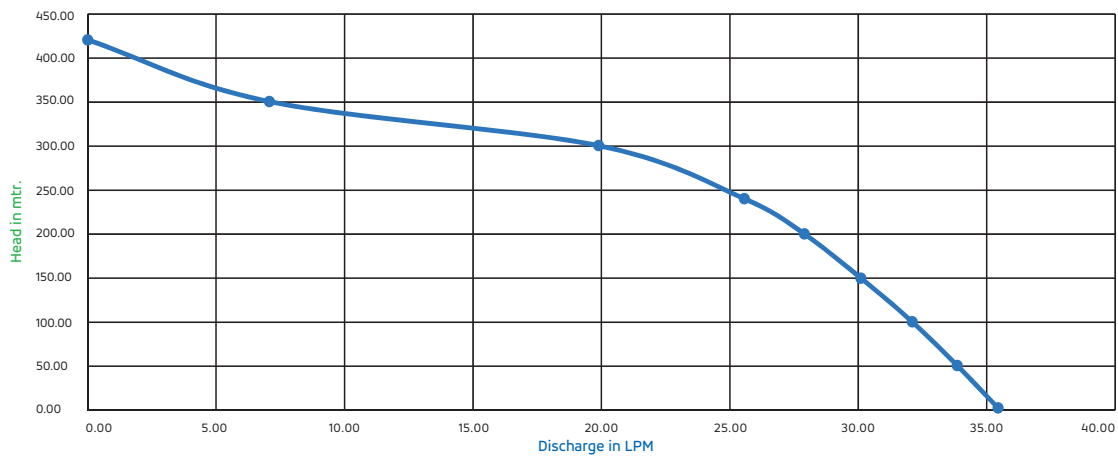
SR. No.	Parts Name	Material
1	Motor Base, Upper Housing & Lower Housing	Stainless Steel
2	Pump N.R.V & Pump Suction	Stainless Steel
3	Helicul Screw	SS 304

MOTOR DIAMETER IN 4" INCH - SS DC SOLAR HHLV SCREW PUMPS - BLDC/PMSM

Stainless
Steel Type



Motor Diameter in Inch	HP	Max Head in Mtr.	Max Flow in LPM	Model
4"	1.0	220	42	4SHUE1120



Motor Diameter in Inch	HP	Max Head in Mtr.	Max Flow in LPM	Model
4"	2.0	420	36	4SHUE2240

MOTOR DIAMETER IN 4” INCH – SS AC SOLAR SUBMERSIBLE PUMPS WATER COOLED

Stainless Steel Type



DESCRIPTION

The 4" AC Solar Pumping Solutions developed by Uratom is solar-powered water pump system that uses a 4" AC asynchronous Motor to drive the 4" pump. The system is designed for use in remote areas where access to grid electricity is limited or non-existent, and where the availability of solar energy is abundant.

- V4-SS series is special design with Stainless Steel for longer life
- Use of high grade CRNO stamping for higher efficiency
- NEMA motor coupling

TECHNICAL SPECIFICATION

- Water Filled AC Motor
- Higher 3150 RPM
- HP Range 0.25 HP to 5 HP
- Head Range 10m to 130m
- Voltage 36V to 600V Range

SR. No.	Motor Diameter in Inch	HP	Model	Head in Mtr.	Max Head in Mtr.	Flow Rate In LPM	Outlet	Require Power
1	4"	1	4SAUE1030	30 M	45 M	71	1.25"	1000 Wp
2	4"	1	4SAUE1060	60 M	90 M	21	1.25"	1000 Wp
3	4"	1	4SAUE1090	90 M	120 M	11	1.25"	1000 Wp
4	4"	2	4SAUE2030	30 M	45 M	144	2"	2000 Wp
5	4"	2	4SAUE2050	50 M	70 M	88	1.25"	2000 Wp
6	4"	2	4SAUE2070	70 M	100 M	50	1.25"	2000 Wp
7	4"	2	4SAUE2100	100 M	120 M	42	1.25"	2000 Wp
8	4"	3	4SAUE3030	30 M	45 M	250	2.5"	3000 Wp
9	4"	3	4SAUE3050	50 M	70 M	142	2"	3000 Wp
10	4"	3	4SAUE3070	70 M	100 M	100	2"	3000 Wp
11	4"	3	4SAUE3100	100 M	120 M	27	1.25"	3000 Wp
12	4"	5	4SAUE5030	30 M	45 M	400	3"	5000 Wp
13	4"	5	4SAUE5050	50 M	70 M	218	2.5"	5000 Wp
14	4"	5	4SAUE5070	70 M	100 M	160	2"	5000 Wp
15	4"	5	4SAUE5100	100 M	120 M	102	1.25"	5000 Wp
16	4"	5	4SAUE5120	120 M	150 M	97	1.25"	5000 Wp

MATERIAL DESCRIPTION

SR. No.	Parts Name	Material
1	Motor Base, Upper Housing & Lower Housing	Stainless Steel
2	Pump N.R.V & Pump Suction	Stainless Steel
3	Bowl & Impeller	SS304

MOTOR DIAMETER IN 6" INCH - SS DC SOLAR SUBMERSIBLE PUMPS WATER COOLED PUMPS - BLDC/PMSM

Stainless
Steel Type



DESCRIPTION

Uratom has specially design water-filled 6 pole BLDC/PMSM Stainless Steel submersible motor and Fabricated Bowl Impeller pump with maximum utilization of solar energy during sunny days, BLDC PMSM motor set has 30% higher energy efficiency then conventional ac submersible pump. V6-SS series is suitable for 6.5" or above bore well dia.

- 16 slot 6 pole Patented design
- V6-SS series is special design with Stainless Steel for longer life
- Use of high grade CRNO stamping for higher efficiency
- Use of NdFeb neodymium magnet with NICKEL and marine grade coating for corrosion free long life
- NEMA motor coupling

TECHNICAL SPECIFICATION

- Water Filled BLDC/PMSM Motor
- Higher 3150 RPM
- HP Range 5 HP to 20 HP
- Head Range 30m to 300m
- Voltage 300V to 600V Range

SR. No.	Motor Diameter in Inch	HP	Model	Head in Mtr.	Max Head in Mtr.	Flow Rate In LPM	Outlet	Require Power
1	6"	5	6SDUE5030	30 M	45M	434	3"	5000 Wp
2	6"	5	6SDUE5050	50M	70 M	240	2.5"	5000 Wp
3	6"	5	6SDUE5070	70 M	100 M	171	2"	5000 Wp
4	6"	5	6SDUE5100	100 M	150 M	120	1.5"	5000 Wp
5	6"	7.5	6SDUE7530	30 M	45 M	610	3"	7000 Wp
6	6"	7.5	6SDUE7550	50 M	70 M	369	2.5"	7000 Wp
7	6"	7.5	6SDUE7570	70 M	100 M	241	2"	7000 Wp
8	6"	7.5	6SDUE75100	100 M	150 M	120	2"	7000 Wp
9	6"	7.5	6SDUE75200	200 M	250 M	78	1.5"	7000 Wp
10	6"	7.5	6SDUE75300	300 M	350 M	52	1.5"	7000 Wp
11	6"	10	6SDUE1030	30 M	45 M	814	3"	9000 Wp
12	6"	10	6SDUE1050	50 M	70 M	492	3"	9000 Wp
13	6"	10	6SDUE1070	70 M	100 M	312	2.5"	9000 Wp
14	6"	10	6SDUE10100	100 M	120 M	225	2.5"	9000 Wp
15	6"	10	6SDUE10150	150 M	200 M	160	1.5"	9000 Wp
16	6"	10	6SDUE10200	200 M	250 M	104	1.5"	9000 Wp
17	6"	10	6SDUE10300	300 M	350 M	75	1.5"	9000 Wp
18	6"	12.5	6SDUE1230	30 M	45 M	1017	4"	11000 Wp
19	6"	12.5	6SDUE1250	50 M	70 M	616	3"	11000 Wp
20	6"	12.5	6SDUE1270	70 M	100 M	401	3"	11000 Wp
21	6"	12.5	6SDUE12100	100 M	150 M	281	3"	11000 Wp
22	6"	12.5	6SDUE12150	150 M	200 M	200	2.5"	11000 Wp
23	6"	12.5	6SDUE12200	200 M	250 M	147	2"	11000 Wp
24	6"	12.5	6SDUE12250	250 M	300 M	120	1.5"	11000 Wp

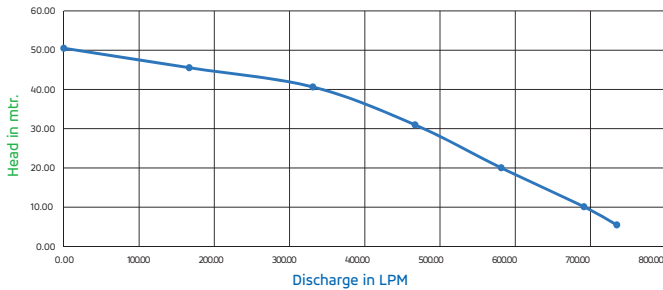
SR. No.	Motor Diameter in Inch	HP	Model	Head in Mtr.	Max Head in Mtr.	Flow Rate In LPM	Outlet	Require Power
21	6"	12.5	6SDUE125300	300 M	320 M	120	1.5"	11000 Wp
22	6"	15	6SDUE1530	30 M	45 M	1221	4"	13500 Wp
23	6"	15	6SDUE1550	50 M	70 M	739	3"	13500 Wp
24	6"	15	6SDUE1570	70 M	100 M	482	3"	13500 Wp
25	6"	15	6SDUE15100	100 M	120 M	337	3"	13500 Wp
26	6"	15	6SDUE15150	150 M	180 M	241	3"	13500 Wp
27	6"	15	6SDUE15200	200 M	230 M	176	2.5"	13500 Wp
28	6"	15	6SDUE15250	250 M	280 M	144	2"	13500 Wp
29	6"	15	6SDUE15300	300 M	320 M	119	1.5"	13500 Wp
30	6"	15	6SDUE15350	350 M	380 M	109	1.5"	13500 Wp
31	6"	15	6SDUE15400	400 M	430 M	92	1.5"	13500 Wp
32	6"	17.5	6SDUE17530	30 M	45 M	1425	4"	15500 Wp
33	6"	17.5	6SDUE17550	50 M	70 M	862	3"	15500 Wp
34	6"	17.5	6SDUE17570	70 M	100 M	562	3"	15500 Wp
35	6"	17.5	6SDUE175100	100 M	120 M	303	3"	15500 Wp
36	6"	17.5	6SDUE175150	150 M	180 M	281	3"	15500 Wp
37	6"	17.5	6SDUE175200	200 M	230 M	206	2.5"	15500 Wp
38	6"	17.5	6SDUE175250	250 M	280 M	168	2.5"	15500 Wp
39	6"	17.5	6SDUE175300	300 M	320 M	144	2"	15500 Wp
40	6"	17.5	6SDUE175350	350 M	380 M	121	1.5"	15500 Wp
41	6"	17.5	6SDUE175400	400 M	430 M	108	1.5"	15500 Wp
42	6"	20	6SDUE2030	30 M	45 M	1628	4"	18000 Wp
43	6"	20	6SDUE2050	50 M	70 M	985	3"	18000 Wp
44	6"	20	6SDUE2070	70 M	100 M	642	3"	18000 Wp
45	6"	20	6SDUE20100	100 M	120 M	450	3"	18000 Wp
46	6"	20	6SDUE20150	150 M	180 M	321	3"	18000 Wp
47	6"	20	6SDUE20200	200 M	230 M	235	3"	18000 Wp
48	6"	20	6SDUE20250	250 M	280 M	192	2.5"	18000 Wp
49	6"	20	6SDUE20300	300 M	320 M	171	2.5"	18000 Wp
50	6"	20	6SDUE20350	350 M	380 M	147	2"	18000 Wp
51	6"	20	6SDUE20400	400 M	430 M	130	1.5"	18000 Wp

MATERIAL DESCRIPTION

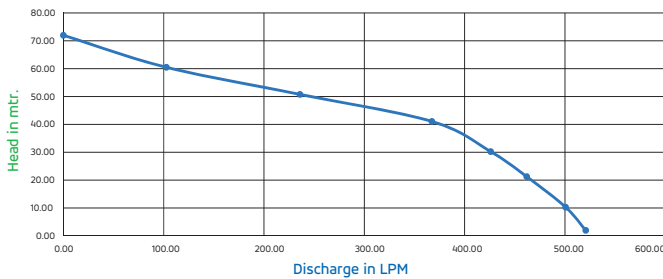
SR. No.	Parts Name	Material
1	Motor Base, Upper Housing & Lower Housing	Stainless Steel
2	Pump N.R.V & Pump Suction	Stainless Steel
3	Bowl & Impeller	SS304

MOTOR DIAMETER IN 6" INCH - SS DC SOLAR SUBMERSIBLE PUMPS WATER COOLED PUMPS - BLDC/PMSM

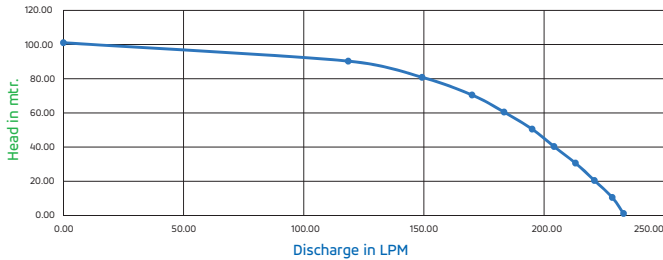
Stainless
Steel Type



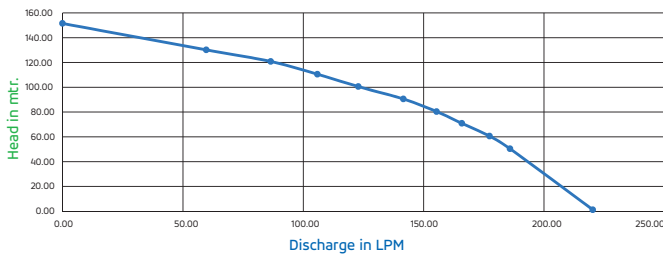
Motor Diameter in Inch	HP	Max Head in Mtr.	Max Flow in LPM	Model
6"	5.0	50	730	6SDUE5030



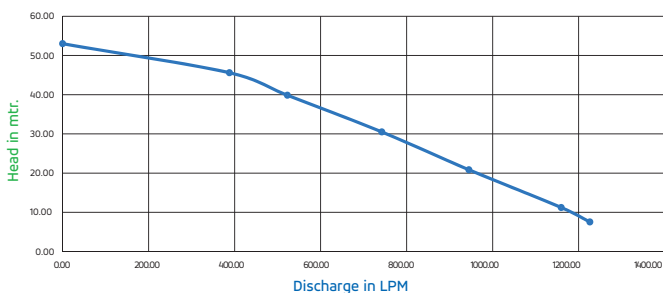
Motor Diameter in Inch	HP	Max Head in Mtr.	Max Flow in LPM	Model
6"	5.0	72	520	6SDUE5050



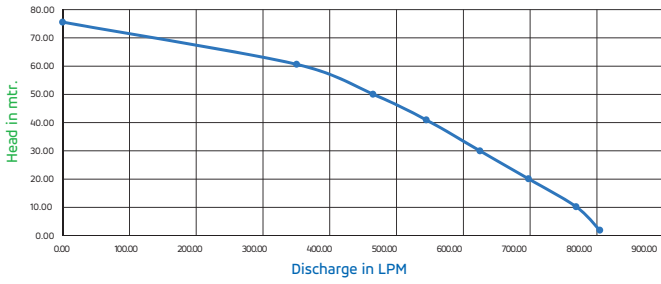
Motor Diameter in Inch	HP	Max Head in Mtr.	Max Flow in LPM	Model
6"	5.0	100	225	6SDUE5070



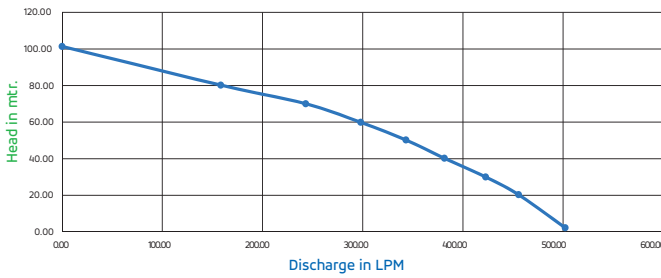
Motor Diameter in Inch	HP	Max Head in Mtr.	Max Flow in LPM	Model
6"	5.0	150	225	6SDUE5100



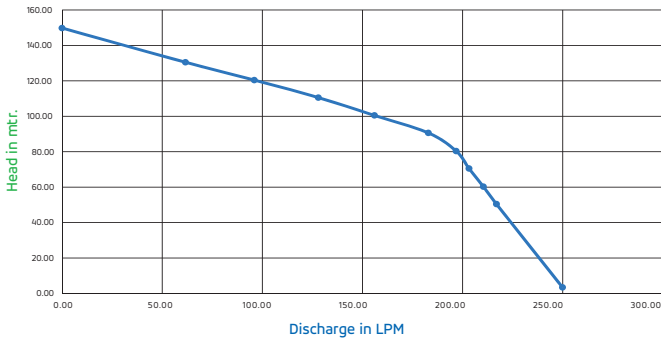
Motor Diameter in Inch	HP	Max Head in Mtr.	Max Flow in LPM	Model
4"	7.5	55	123	6SDUE7530



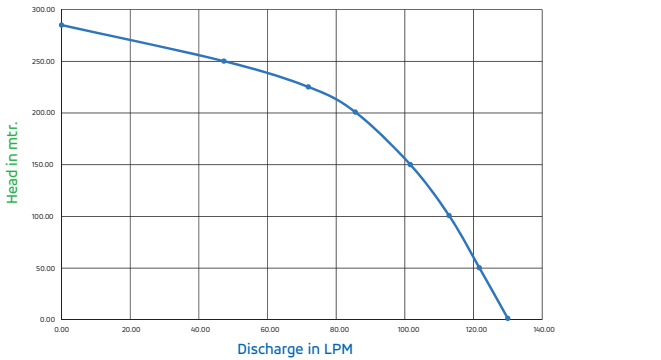
Motor Diameter in Inch	HP	Max Head in Mtr.	Max Flow in LPM	Model
6"	7.5	60	800	6SDUE7550



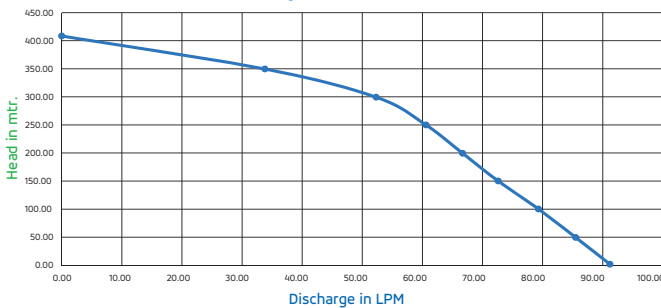
Motor Diameter in Inch	HP	Max Head in Mtr.	Max Flow in LPM	Model
6"	7.5	100	500	6SDUE7570



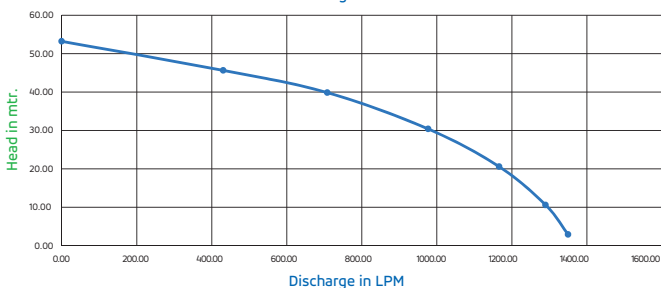
Motor Diameter in Inch	HP	Max Head in Mtr.	Max Flow in LPM	Model
6"	7.5	150	250	6SDUE75100



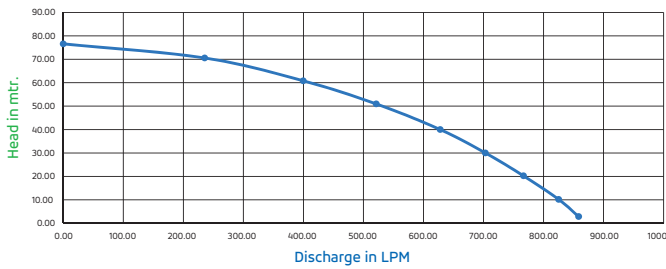
Motor Diameter in Inch	HP	Max Head in Mtr.	Max Flow in LPM	Model
6"	7.5	290	130	6SDUE75200



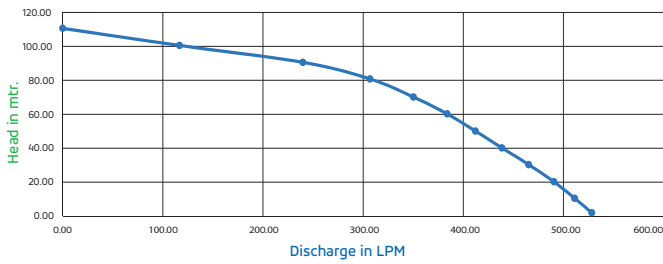
Motor Diameter in Inch	HP	Max Head in Mtr.	Max Flow in LPM	Model
6"	7.5	400	92	6SDUE75300



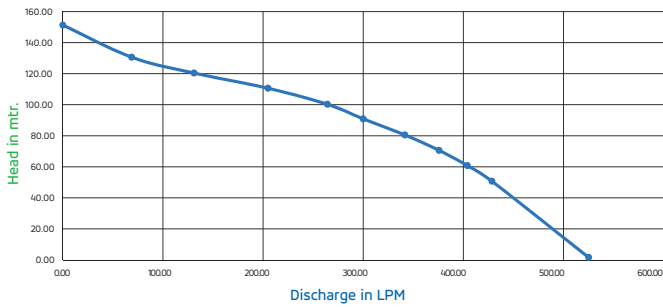
Motor Diameter in Inch	HP	Max Head in Mtr.	Max Flow in LPM	Model
4"	10.0	53	136	6SDUE1030



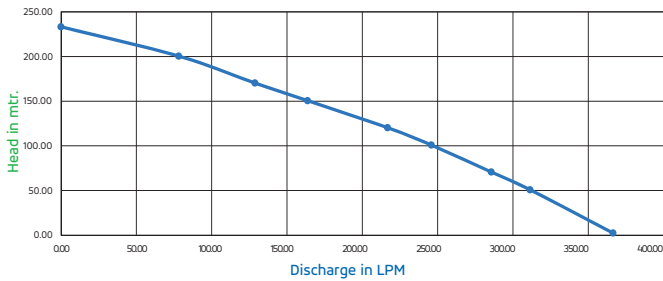
Motor Diameter in Inch	HP	Max Head in Mtr.	Max Flow in LPM	Model
6"	10.0	75	850	6SDUE1050



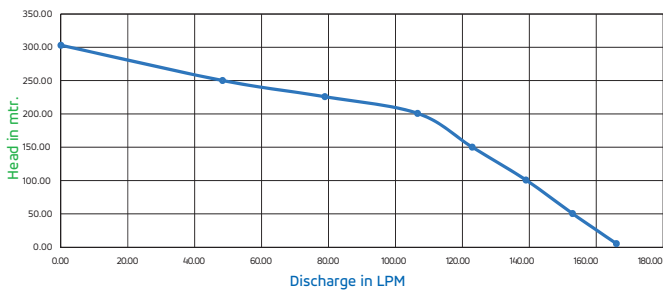
Motor Diameter in Inch	HP	Max Head in Mtr.	Max Flow in LPM	Model
6"	10.0	110	550	6SDUE1070



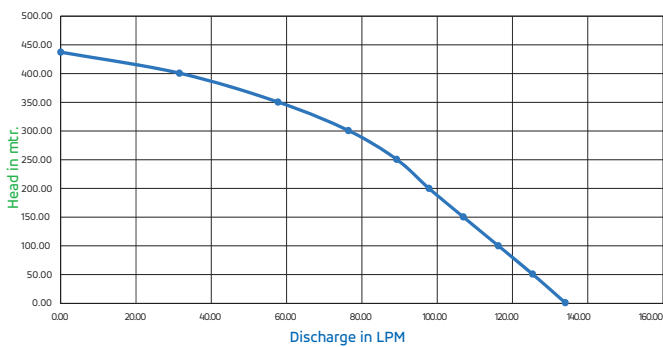
Motor Diameter in Inch	HP	Max Head in Mtr.	Max Flow in LPM	Model
6"	10.0	72	520	6SDUE10100



Motor Diameter in Inch	HP	Max Head in Mtr.	Max Flow in LPM	Model
6"	10.0	225	370	6SDUE10150



Motor Diameter in Inch	HP	Max Head in Mtr.	Max Flow in LPM	Model
6"	10.0	300	170	6SDUE10200



Motor Diameter in Inch	HP	Max Head in Mtr.	Max Flow in LPM	Model
4"	10.0	440	135	6SDUE10300

MOTOR DIAMETER IN 6" INCH - SS AC SOLAR SUBMERSIBLE PUMPS WATER COOLED

Stainless Steel Type



DESCRIPTION

The 6" AC Solar Submersible Pump Set developed by Uratom is solar-powered water pump system that uses a 6" AC asynchronous Motor to drive the 6" pump. The system is designed for use in remote areas where access to grid electricity is limited or non-existent, and where the availability of solar energy is abundant.

- V6-SS series is special design with Stainless Steel for longer life
- Use of high grade CRNO stamping for higher efficiency
- NEMA motor coupling

TECHNICAL SPECIFICATION

- Water Filled AC Motor
- Higher 3150 RPM
- HP Range 5 HP to 20 HP
- Head Range 30m to 300m
- Voltage 300V to 1100V Range

SR. No.	Motor Diameter in Inch	HP	Model	Head in Mtr.	Max Head in Mtr.	Flow Rate In LPM	Outlet	Require Power
1	6"	5	6SAUE5030	30 M	45M	400	3"	5000 Wp
2	6"	5	6SAUE5050	50M	70 M	220	2.5"	5000 Wp
3	6"	5	6SAUE5070	70 M	100 M	160	2"	5000 Wp
4	6"	5	6SAUE5100	100 M	120 M	102	1.5"	5000 Wp
5	6"	7.5	6SAUE7530	30 M	45 M	562	3"	7000 Wp
6	6"	7.5	6SAUE7550	50 M	70 M	337	2.5"	7000 Wp
7	6"	7.5	6SAUE7570	70 M	100 M	225	2"	7000 Wp
8	6"	7.5	6SAUE75100	100 M	120 M	144	2"	7000 Wp
9	6"	7.5	6SAUE75200	200 M	250 M	71	1.5"	7000 Wp
10	6"	7.5	6SAUE75300	300 M	350 M	46	1.5"	7000 Wp
11	6"	10	6SAUE1030	30 M	45 M	750	3"	9000 Wp
12	6"	10	6SAUE1050	50 M	70 M	450	3"	9000 Wp
13	6"	10	6SAUE1070	70 M	100 M	300	2.5"	9000 Wp
14	6"	10	6SAUE10100	100 M	120 M	192	2.5"	9000 Wp
15	6"	10	6SAUE10150	150 M	180 M	143	2"	9000 Wp
16	6"	10	6SAUE10200	200 M	250 M	96	1.5"	9000 Wp
17	6"	10	6SAUE10300	300 M	350 M	70	1.5"	9000 Wp
18	6"	12.5	6SAUE12530	30 M	45 M	937	4"	11000 Wp
19	6"	12.5	6SAUE12550	50 M	70 M	562	3"	11000 Wp
20	6"	12.5	6SAUE12570	70 M	100 M	375	3"	11000 Wp
21	6"	12.5	6SAUE125100	100 M	120 M	241	3"	11000 Wp
22	6"	12.5	6SAUE125150	150 M	180 M	179	2.5"	11000 Wp
23	6"	12.5	6SAUE125200	200 M	230 M	133	2"	11000 Wp
24	6"	12.5	6SAUE125250	250 M	280 M	107	1.5"	11000 Wp

SR. No.	Motor Diameter in Inch	HP	Model	Head in Mtr.	Max Head in Mtr.	Flow Rate In LPM	Outlet	Require Power
21	6"	12.5	6SAUE125300	300 M	350 M	83	1.5"	11000 Wp
22	6"	15	6SAUE1530	30 M	50 M	1125	4"	13500 Wp
23	6"	15	6SAUE1550	50 M	70 M	675	3"	13500 Wp
24	6"	15	6SAUE1570	70 M	100 M	450	3"	13500 Wp
25	6"	15	6SAUE15100	100 M	150 M	289	3"	13500 Wp
26	6"	15	6SAUE15150	150 M	200 M	215	3"	13500 Wp
27	6"	15	6SAUE15200	200 M	250 M	160	2.5"	13500 Wp
28	6"	15	6SAUE15250	250 M	300 M	128	2"	13500 Wp
29	6"	15	6SAUE15300	300 M	350 M	107	1.5"	13500 Wp
30	6"	15	6SAUE15350	350 M	400 M	97	1.5"	13500 Wp
31	6"	15	6SAUE15400	400 M	450 M	80	1.5"	13500 Wp
32	6"	17.5	6SAUE17530	30 M	50 M	1312	4"	15500 Wp
33	6"	17.5	6SAUE17550	50 M	70 M	787	3"	15500 Wp
34	6"	17.5	6SAUE17570	70 M	100 M	525	3"	15500 Wp
35	6"	17.5	6SAUE175100	100 M	150 M	337	3"	15500 Wp
36	6"	17.5	6SAUE175150	150 M	200 M	251	3"	15500 Wp
37	6"	17.5	6SAUE175200	200 M	250 M	187	2.5"	15500 Wp
38	6"	17.5	6SAUE175250	250 M	300 M	150	2.5"	15500 Wp
39	6"	17.5	6SAUE175300	300 M	350 M	133	2"	15500 Wp
40	6"	17.5	6SAUE175350	350 M	400 M	109	1.5"	15500 Wp
41	6"	17.5	6SAUE175400	400 M	450 M	96	1.5"	15500 Wp
42	6"	20	6SAUE2030	30 M	50 M	1500	4"	18000 Wp
43	6"	20	6SAUE2050	50 M	70 M	900	3"	18000 Wp
44	6"	20	6SAUE2070	70 M	100 M	600	3"	18000 Wp
45	6"	20	6SAUE20100	100 M	150 M	385	3"	18000 Wp
46	6"	20	6SAUE20150	150 M	200 M	287	3"	18000 Wp
47	6"	20	6SAUE20200	200 M	250 M	214	3"	18000 Wp
48	6"	20	6SAUE20250	250 M	300 M	171	2.5"	18000 Wp
49	6"	20	6SAUE20300	300 M	350 M	159	2.5"	18000 Wp
50	6"	20	6SAUE20350	350 M	400 M	135	2"	18000 Wp
51	6"	20	6SAUE20400	400 M	450 M	119	1.5"	18000 Wp

MATERIAL DESCRIPTION

SR. No.	Parts Name	Material
1	Motor Base, Upper Housing & Lower Housing	Stainless Steel
2	Pump N.R.V & Pump Suction	Stainless Steel
3	Bowl & Impeller	SS304

SCREW TYPE SELF PRIMING MONOBLOCK AIR COOLED BLDC/PMSM PUMPSET



DESCRIPTION

Uratom has specially designed Self Priming Monoblock BLDC/PMSM Series for domestic application.

- Air cool Self Priming BLDC Monoblock for higher performance with zero maintenance.
- CED coated casting static parts in motor and pump for anti-corrosion.
- CED coated Casing and impellers for Higher Discharge, Smooth Operation & Long life span.
- High grade aluminum alloy board.

SR. No.	HP	Model	Max Head in Mtr.	Max Flow In LPM.	Duty Head In Mtr	Duty Flow In LPM.	Require Power
1	0.25	SPSDUE02540	50 M	56	40 M	26	450 WP
2	1.0	SPSDUE1070	100 M	65	70 M	28	1000 WP

IMPELLER TYPE SELF PRIMING MONOBLOCK AIR COOLED BLDC/PMSM PUMPSET



DESCRIPTION

Uratom has specially designed Self Priming Monoblock BLDC/PMSM Series for domestic application

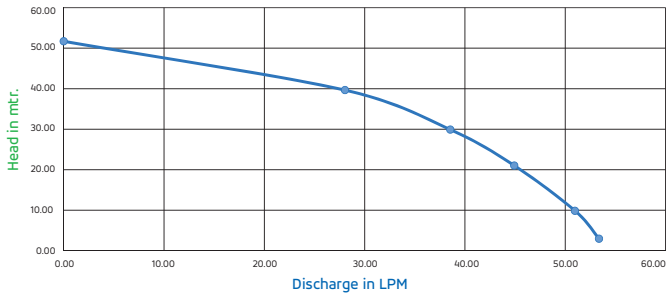
- Air cool Self Priming BLDC Monoblock for higher performance with zero maintenance.
- CED coated casting static parts in motor and pump for anti-corrosion.
- CED coated Casing and impellers for Higher Discharge, Smooth Operation & Long life span.
- High grade aluminum alloy board.

SR. No.	HP	Model	Max Head in Mtr.	Max Flow In LPM.	Duty Head In Mtr	Duty Flow In LPM.	Require Power
1	0.5	SPDUE0520	25 M	62	20 M	28	600 WP
2	1.0	SPDUE1030	35 M	63	30 M	25	1000 WP

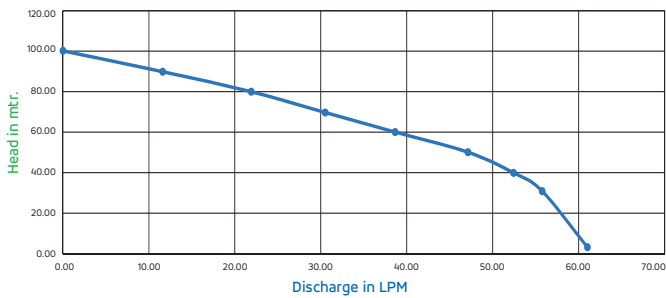
TECHNICAL SPECIFICATION

- 9 slot 6 pole Patented design
- HP Range upto 1.0 HP
- Higher 3150 RPM
- Water Filled BLDC/PMSM Motor
- 150 Hz operation

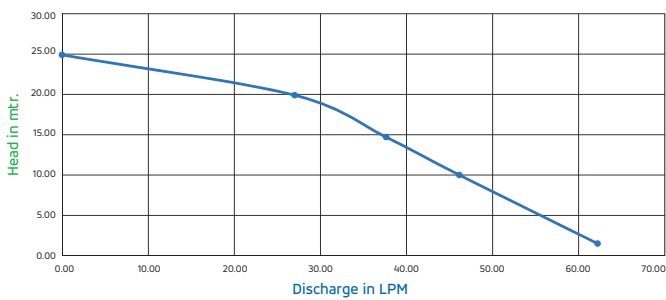
SCREW TYPE SELF PRIMING MONOBLOCK AIR COOLED BLDC/PMSM PUMPSET



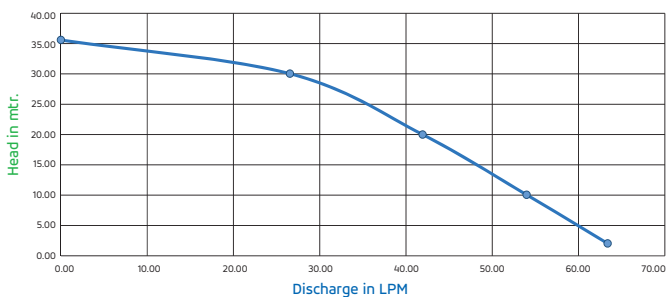
HP	Max Head in Mtr.	Max Flow in LPM	Model
0.25	52	54	SPSDUE02540



HP	Max Head in Mtr.	Max Flow in LPM	Model
1.0	100	62	SPSDUE1070



HP	Max Head in Mtr.	Max Flow in LPM	Model
0.5	25	62	SPDUE0520



HP	Max Head in Mtr.	Max Flow in LPM	Model
1.0	35	64	SPDUE1030

SURFACE MONOBLOCK AIR COOLED – BLDC/PMSM



DESCRIPTION

Uratom has specially designed Surface Monoblock BLDC/PMSM Series for Open Irrigation Applications.

Suitable for Lake, Sump or canal.

- Air cool Surface BLDC Monoblock for higher performance with zero maintenance.
- CED coated casting static parts in motor and pump for anti-corrosion.
- CED coated Casing and impellers for Higher Discharge, Smooth Operation & Long life span.
- High grade aluminum alloy board.

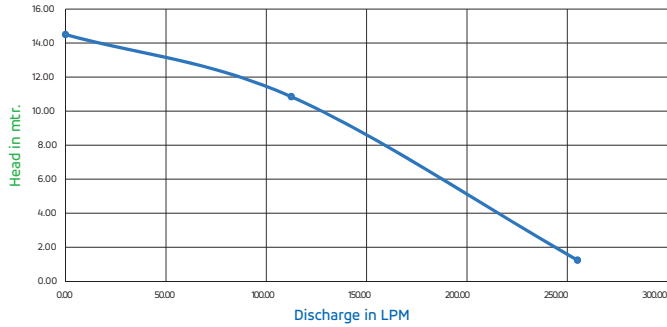
TECHNICAL SPECIFICATION

- 4 slot & 6 pole Unique design
- Water Filled BLDC/PMSM Motor
- 100/150 Hz operation DC Range
- Higher 3150 RPM
- HP Range 0.5 to 10 HP

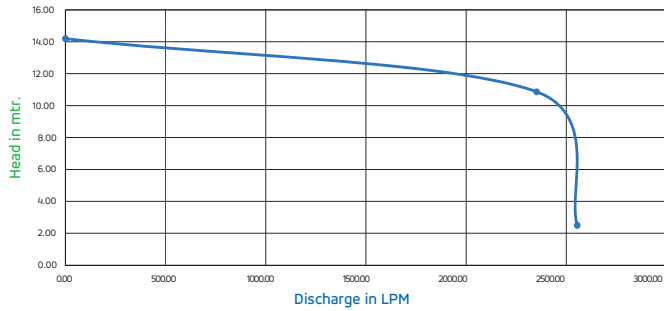


SR. No.	HP	Model	Head in Mtr.	Max Head in Mtr.	Suction	Delivery	Flow Rate In LPM	Require Power
1	0.5	SMDUE0510	10 M	12 M	1.5	1.5	110	600 Wp
2	1	SMDUE1010	10 M	12 M	2	2	203	1000 Wp
3	1	SMDUE1020	20 M	25 M	1.5	1.5	120	1000 Wp
4	1	SMDUE1030	30 M	40 M	1.5	1.5	60	1000 Wp
5	2	SMDUE2010	10 M	12 M	2.5	2.5	471	2000 Wp
6	2	SMDUE2020	20 M	25 M	2	2	235	2000 Wp
7	3	SMDUE3010	10 M	12 M	3	3	707	3000 Wp
8	3	SMDUE3020	20 M	25 M	2.5	2	353	3000 Wp
9	5	SMDUE5010	10 M	12 M	4	4	1257	3000 Wp
10	5	SMDUE5020	20 M	25 M	3	2.5	629	3000 Wp
11	7.5	SMDUE7510	10 M	12 M	4	4	1768	7000 Wp
12	7.5	SMDUE7520	20 M	25 M	3	3	884	7000 Wp
13	10	SMDUE10010	10 M	12 M	4	4	2357	7000 Wp
14	10	SMDUE10020	20 M	25 M	3	3	1179	9000 Wp

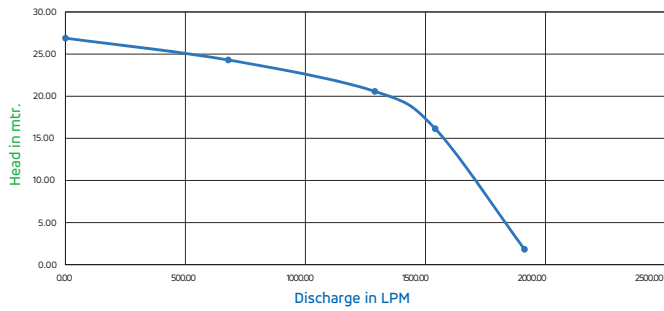
SURFACE MONOBLOCK AIR COOLED – BLDC/PMSM



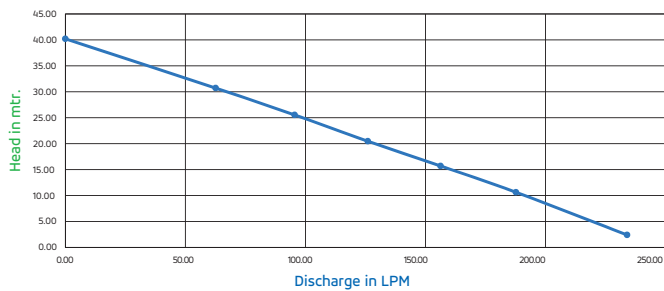
HP	Max Head in Mtr.	Max Flow in LPM	Model
0.5	52	54	SMDUE0510



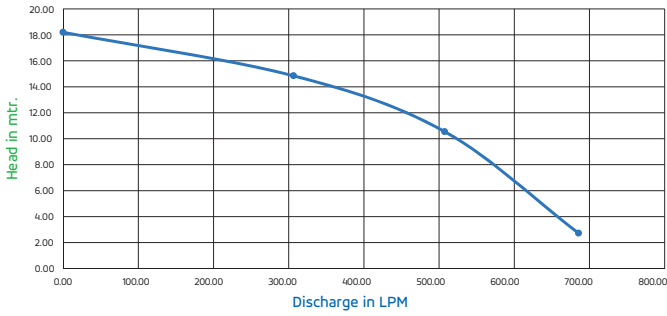
HP	Max Head in Mtr.	Max Flow in LPM	Model
1.0	100	62	SMDUE1010



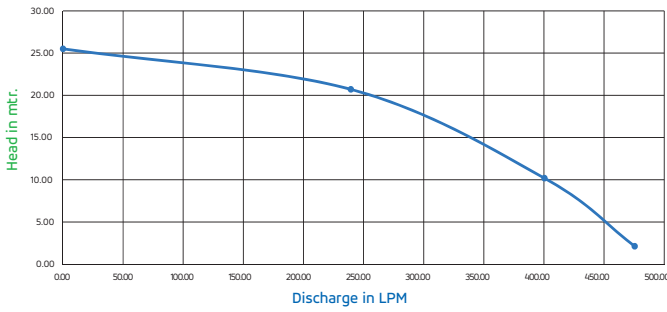
HP	Max Head in Mtr.	Max Flow in LPM	Model
1.0	25	62	SMDUE1020



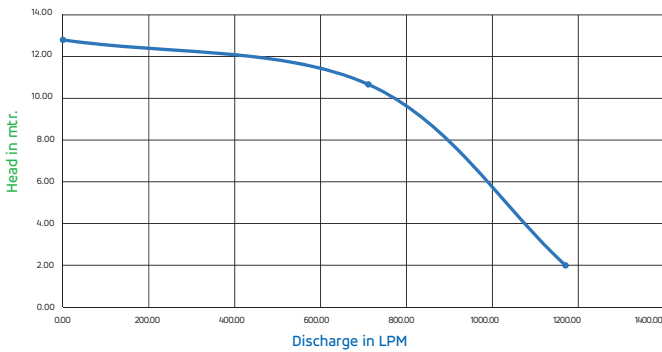
HP	Max Head in Mtr.	Max Flow in LPM	Model
1.0	35	64	SMDUE1030



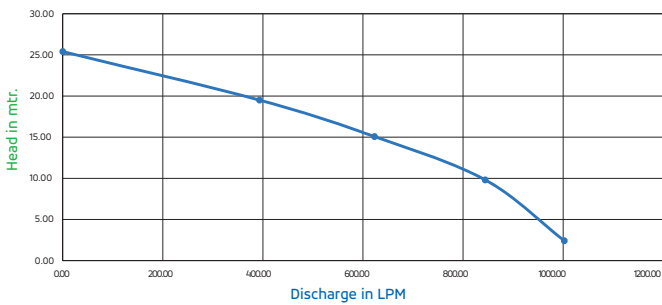
HP	Max Head in Mtr.	Max Flow in LPM	Model
2.0	52	54	SMDUE2010



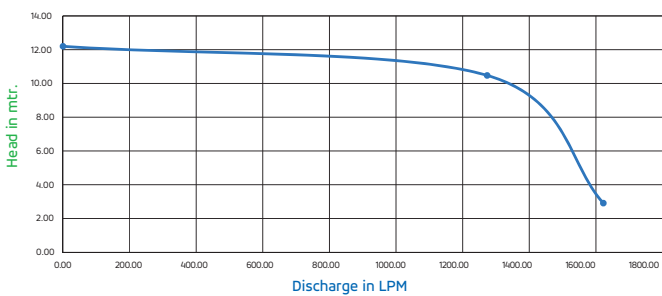
HP	Max Head in Mtr.	Max Flow in LPM	Model
2.0	100	62	SMDUE2020



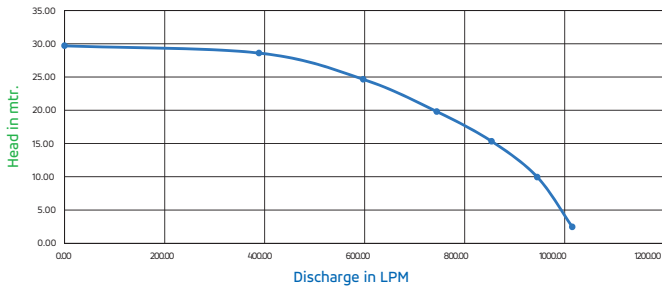
HP	Max Head in Mtr.	Max Flow in LPM	Model
3.0	25	62	SMDUE3010



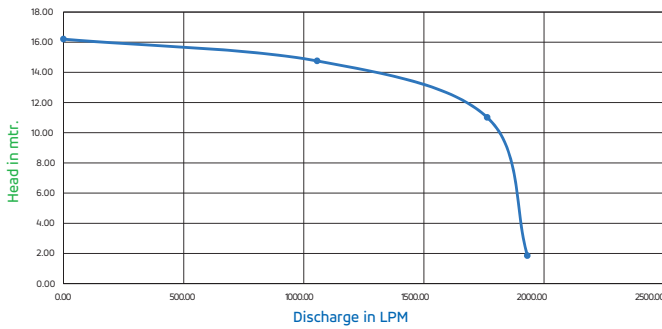
HP	Max Head in Mtr.	Max Flow in LPM	Model
3.0	35	64	SMDUE3020



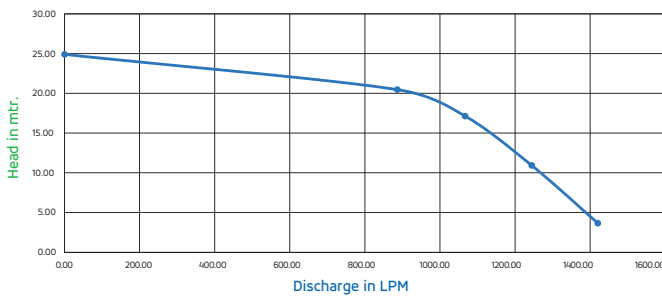
HP	Max Head in Mtr.	Max Flow in LPM	Model
5.0	35	64	SMDUE5010



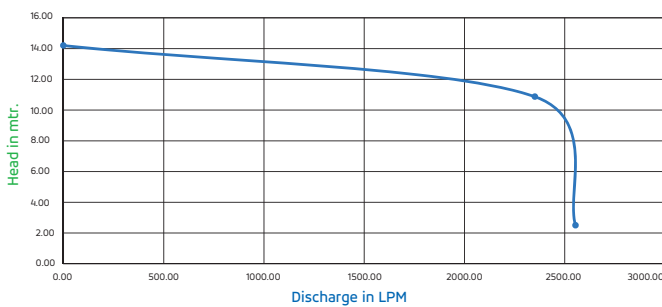
HP	Max Head in Mtr.	Max Flow in LPM	Model
5.0	52	54	SMDUE5020



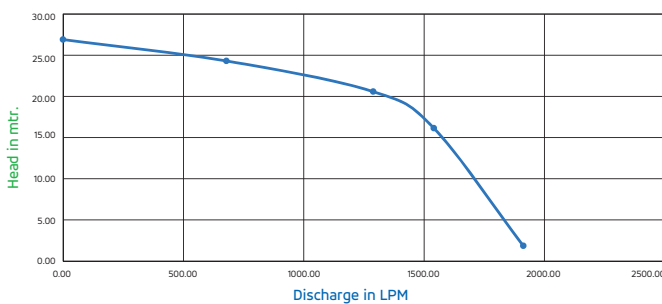
HP	Max Head in Mtr.	Max Flow in LPM	Model
7.5	100	62	SMDUE7510



HP	Max Head in Mtr.	Max Flow in LPM	Model
7.5	25	62	SMDUE7520



HP	Max Head in Mtr.	Max Flow in LPM	Model
10.0	35	64	SMDUE10010



HP	Max Head in Mtr.	Max Flow in LPM	Model
10.0	35	64	SMDUE10020

SURFACE MONOBLOCK AC AIR COOLED - INDUCTION TYPE



DESCRIPTION

Uratom has specially designed Surface Monoblock Induction Series for Open Irrigation Applications.

Suitable for Lake, Sump or canal.

- Air cool Surface AC Monoblock for higher performance with zero maintenance.
- CED coated casting static parts in motor and pump for anti-corrosion.
- CED coated Casing and impellers for Higher Discharge, Smooth Operation & Long life span.
- High grade aluminum alloy board.

TECHNICAL SPECIFICATION

- Air Cooled Motor
- HP Range 0.5 to 10 HP
- Higher 3150 RPM
- 50 Hz operation DC Range



SR. No.	HP	Model	Head in Mtr.	Max Head in Mtr.	Suction	Delivery	Flow Rate In LPM	Require Power
1	0.5	SMAUE0510	10 M	12 M	1.5	1.5	92	600 Wp
2	1	SMAUE1010	10 M	12 M	2	2	182	1000 Wp
3	2	SMAUE2010	10 M	12 M	2	2	424	2000 Wp
4	2	SMAUE2020	20 M	25 M	2	1.5	214	2000 Wp
5	3	SMAUE3010	10 M	12 M	3	3	636	3000 Wp
6	3	SMAUE3020	20 M	25 M	2.5	2	315	3000 Wp
7	5	SMAUE5010	10 M	12 M	4	4	1131	5000 Wp
8	5	SMAUE5020	20 M	25 M	3	2.5	560	5000 Wp
9	7.5	SMAUE7510	10 M	12 M	4	4	1591	7000 Wp
10	7.5	SMAUE7520	20 M	25 M	3	3	788	7000 Wp
11	10	SMAUE10010	10 M	12 M	4	4	2121	9000 Wp
12	10	SMAUE10020	20 M	25 M	3	3	1050	9000 Wp

AC SOLAR OPENWELL WATER COOLED



DESCRIPTION

Uratom has specially designed AC Solar Openwell Series for Open Irrigation Applications. Suitable for Well, Lake, River or Sump.

- Water filled AC Solar motor for better performance and easy repairable on remote areas.
- CED coated & SS 202 casting static parts in motor and pump for anti-corrosion.
- CED coated Casing and impellers for Higher Discharge, Smooth Operation & Long life span.
- Maintenance Coast is less then Borewell Pump set.

TECHNICAL SPECIFICATION

- Water Filled AC Motor
- Higher 2880 RPM
- HP Range 3.0 to 10 HP
- 50 Hz operation
- Flow Range upto 700 LPM

SR. No.	HP	Model	Head in Mtr.	Flow Rate in LPM	Pump Suction inch	Pump Delivery inch	Require Power
1	3.0	9SAUE320	20	350	2.5"	2.5"	3000 Wp
2	5.0	9SAUE520	20	560	2.5"	2.5"	5000 Wp
3	7.5	9SAUE7520	20	787	3.0"	3.0"	7000 Wp
4	7.5	9SAUE7530	30	562	3.0"	3.0"	7000 Wp
5	10.0	9SAUE1020	20	1050	3.0"	3.0"	9000 Wp
6	10.0	9SAUE1030	30	750	3.0"	3.0"	9000 Wp

SOLAR PUMP CONTROLLER AC-BLDC/PMSM



0.5 HP & 1.0 HP

- Suitable for 0.5 HP & 1.0 HP BLDC/PMSM motor
- It can work with any pole of motor
- Suitable for BLDC & PMSM motor
- Suitable for polycrystalline and monoperk solar panel
- Also available in AC & DC hybrid model



2.0 HP, 3.0 HP & 5.0 HP

- Suitable for 2.0 HP & 3.0 HP BLDC/PMSM motor
- It can work with any pole of motor
- Suitable for AC, BLDC & PMSM motor
- Suitable for polycrystalline and monoperk solar panel
- Also available in AC & DC hybrid model
- RMS with 4G Technology
- Compatible with New 535 Monoperk Panel



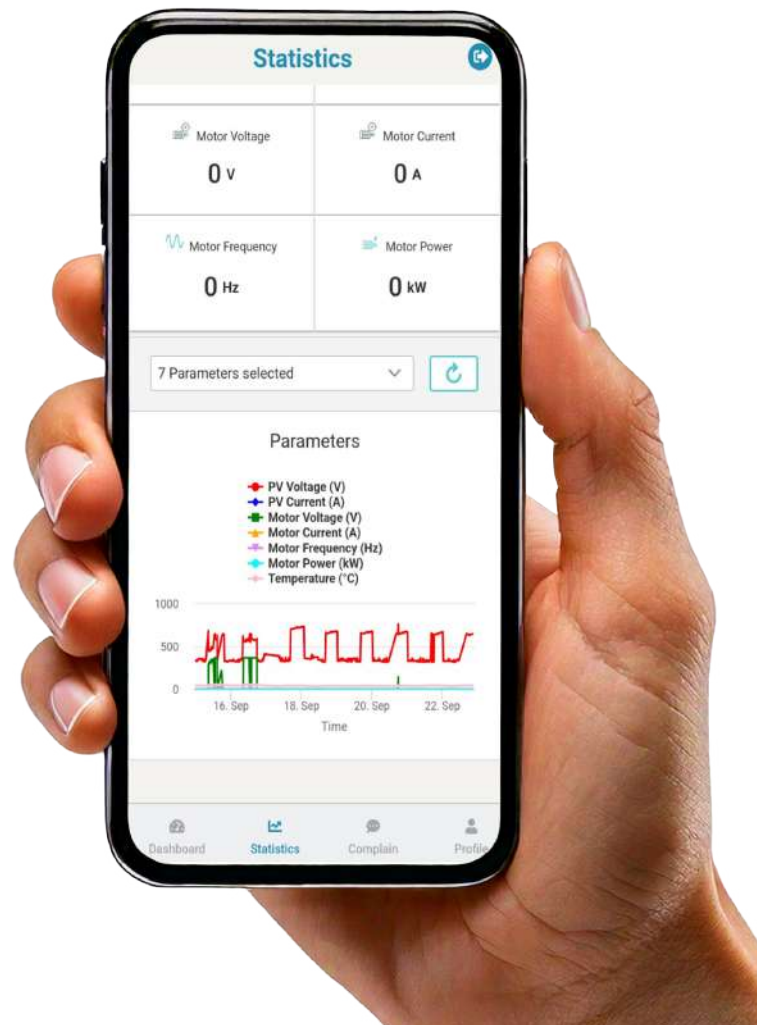
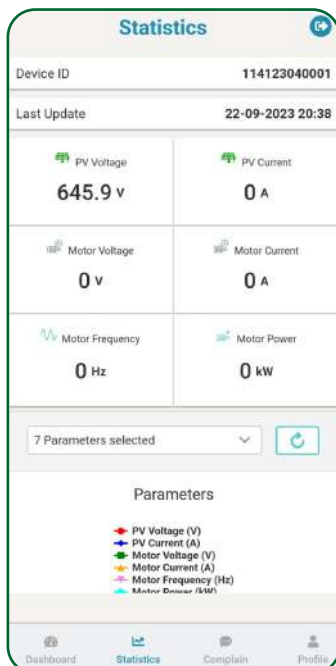
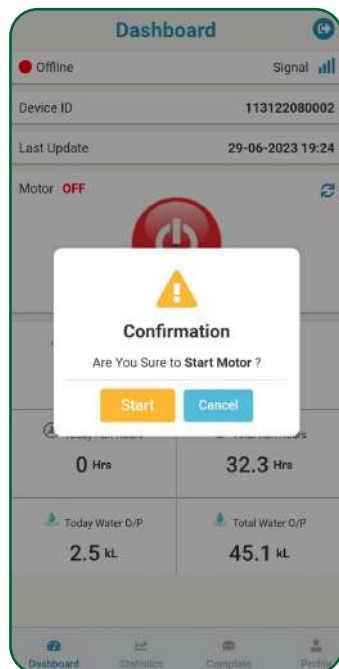
7.5 HP & 10 HP

- Suitable for 5.0 HP, 7.5 HP & 10 HP BLDC/PMSM motor
- It can work with any pole of motor
- Suitable for AC, BLDC & PMSM motor
- Suitable for polycrystalline and monoperk solar panel
- Also available in AC & DC hybrid model

SSP-RMS APPLICATION



- Used for solar pump control and monitoring
- Works on DC power from solar panels
- Supports Remote Monitoring System (RMS)
- Allows parameter setting and control
- Displays system status and error codes (1-5)
- Provides protection (overload, dry run, voltage faults)
- Improves pump efficiency and performance
- Includes Geo Sensing (location tracking) for system monitoring
- Suitable for agriculture and water pumping applications
- Compatible with DC solar pumps, solar panel input, RMS (mobile app), and geo-sensing enabled system



SOLAR SUGARCANE JUICER



DESCRIPTION

Uratom has specially design sugarcane juicer for Commercial Purpose. This sugarcane juicer especially thankful in which areas there is no lighting facilities. Used BLDC Induction motor set has 30% higher energy efficiency then Conventional ac induction motor set.

- Sugarcane juicer is special design with stainless steel for longer life
- Use of high grade CRNO stamping for higher efficiency
- Use of NdFeb neodymium magnet with NICKLE and marine grade coating for corrosion free long life
- NEMA motor coupling

TECHNICAL SPECIFICATION OF MOTOR

- | | | |
|-------------------|---------------------------|------------------------------------|
| • BLDC/PMSM Motor | • POWER: - 0.5 HP /400 W | • Weight: 45 KG |
| • 1500 RPM | • Volt/Frequency: 36 V DC | • Crushing / Capacity: 85 ltr/hour |

FEATURES

- Juice is extracted completely in single crushing. No second crushing required.
- Machine size & weight very compact, so move easily one place to another.
- Used BLDC motor so power consumption is very economical.
- Very simple and easy to operate, anyone can easily operate it, even a child can easily operate it.
- Crushes 130 Kg sugarcane in 1 Hour giving 390+ Glasses of juice each of 200ml.
- All contact parts made of high grade material.
- No maintenance required except regular cleaning. Very easy to clean.
- Machine is completely safe to operate.

SOLAR STONE FLOUR MILL



DESCRIPTION

Our Solar + Electric Flour Mill Machine is available in 1–2 HP, 3–5 HP, 6–8 HP, and 9–10 HP variants, designed to suit domestic, commercial, and industrial needs. The machine operates on solar power with electric backup, offering single-phase options for smaller models and three-phase support for higher capacities.

The grinding capacity ranges from 8–20 kg/hr in the 1–2 HP model to 130–200 kg/hr in the 9–10 HP model. It features natural emery to industrial-grade emery stones, with stone sizes from 8 inches up to 20 inches, ensuring efficient and consistent grinding performance.

The fineness is adjustable from fine to coarse, making it suitable for wheat, rice, maize, pulses, millets, and multi-grain applications. Solar panel requirements range from 1.5 kW to 10 kW, with inverter capacity from 2 kW to 10 kW and battery backup between 4 kWh and 20 kWh depending on the model.

Built with MS body construction, reinforced frames, and heavy-duty structures, the machine includes safety features such as overload protection, safety guards, and emergency stop options in higher models, ensuring durability and safe operation.

Parameter	2 HP	3 HP	5 HP	7.5–10 HP
Motor Power	1.5 KW	2.2 KW	4.0 KW	5.5 – 7.5 KW
Power Type	Solar + Electric	Solar + Electric	Solar + Electric	Solar + Electric
Motor / Type	AC / BLDC	AC / BLDC	AC / BLDC	AC / BLDC
Grinding Capacity (kg/hr)	20	25	60	100 – 200
Grinding Type	Natural Stone (Emery)	Natural Stone (Emery)	Heavy Duty Emery Stone	Industrial Emery Stone
Stone Size (Diameter)	8 – 10 inch	12 – 14 inch	16 – 18 inch	20 inch
Fineness Adjustment	Adjustable (Fine to Coarse)	Adjustable (Fine to Coarse)	Adjustable (Fine to Coarse)	Adjustable (Fine to Coarse)
Solar Panel Requirement (kW)	2	3	5	7 – 10
Inverter Capacity (kW)	2.2	3.5	5	7.5 – 9
Battery Backup (kWh)	4 – 6	6 – 10	10 – 15	15 – 20
Suitable Grains	Wheat, Rice, Maize	Wheat, Rice, Maize, Pulses	All Grains & Millets	Commercial Multi-Grain Use
Construction	MS Body with Stone Chamber	Heavy Duty MS Body	Reinforced MS Frame	Industrial Heavy Duty Structure
Safety Features	Overload Protection	Overload + Safety Guard	Overload + Safety Cover	Overload + Emergency Stop

SOLAR CHAFF CUTTER



DESCRIPTION

The Solar Chaff Cutter is available in 1–1.5 HP, 2–3 HP, and 4–5 HP models, powered by Solar + Electric support. The smaller model operates on single phase, while higher variants support single or three phase and fully three phase systems, making it suitable for small farms to large dairy operations.

The cutting capacity ranges from 200–500 kg/hr in the 1–1.5 HP model to 1000–1500 kg/hr in the 4–5 HP model. It features high carbon steel blades (2–4 blades depending on model) and offers adjustable cut size from 6–25 mm for uniform fodder cutting.

Equipped with manual, double roller, or heavy-duty roller feed mechanisms, the machine ensures smooth and continuous feeding. Solar panel requirements range from 1.5 kW to 3.5 kW, with inverter capacity between 2–5 kW and battery backup from 4–8 kWh depending on the model.

Built with MS body and reinforced MS frame construction, the Solar Chaff Cutter is designed for durability and long-term use. Safety features include blade guards, safety covers, and emergency stop systems in higher models, ensuring safe and efficient operation.

Parameter	2 HP	3 HP	5 HP
Motor Power	1.5 KW	2.2 KW	4 KW
Power Type	Solar + Electric	Solar + Electric	Solar + Electric
Motor / Type	AC / BLDC	AC / BLDC	AC / BLDC
Cutting Capacity (kg/hr)	200 – 500	500 – 1000	1000 – 1500
Blade Type	High Carbon Steel (2–3 blades)	High Carbon Steel (3–4 blades)	Heavy Duty Hardened Steel (4 blades)
Cut Size Adjustment (mm)	6 – 25	6 – 25	6 – 25
Feed Mechanism	Manual / Roller Feed	Double Roller Feed	Heavy Duty Roller Feed
Solar Panel Requirement (kW)	2	3	5
Inverter Capacity (kW)	2.2	3.5	5
Battery Backup (kWh)	4 – 5	5 – 6	6 – 8
Suitable Fodder	Grass, Straw	Grass, Maize, Hay	Grass, Maize, Sugarcane Tops
Construction	MS Body	Heavy Duty MS Body	Reinforced MS Frame
Safety Features	Blade Guard	Blade Guard + Safety Cover	Full Safety Guard + Emergency Stop

SOLAR THRESHING MACHINE



DESCRIPTION

The Solar Threshing Machine is designed to deliver high-performance threshing for large-scale agricultural and commercial operations. With an impressive production capacity of 1500–2000 kg per hour, the machine enables farmers and agri-processing units to handle large volumes of crops quickly and efficiently. Its powerful system ensures fast, consistent, and continuous output, making it highly suitable for demanding field conditions.

Powered through a solar-supported energy system, the machine uses four 500W solar panels to generate clean and renewable power. This setup significantly reduces dependency on grid electricity and lowers operational costs. In addition, the machine provides up to 4 hours of battery backup per charge, ensuring reliable performance even in areas where electricity supply is limited or during temporary power interruptions.

The machine operates within a power range of 1.0–20 HP, allowing it to handle heavy-duty threshing tasks with stability and efficiency. Its robust design ensures smooth crop separation while maintaining consistent throughput during long working hours.

One of the key advantages of this threshing machine is its portable and movable design. Unlike traditional fixed machines, it can be easily transported and repositioned according to field requirements. This makes it extremely practical for on-field threshing work, allowing farmers to process crops directly at the harvest site and reduce the need for additional transport.

Overall, the Solar Threshing Machine combines renewable solar power, high production efficiency, portability, and durable construction, making it an ideal solution for modern farming operations seeking cost-effective, energy-efficient, and reliable threshing performance.

Parameter	Specification
Product Name	Solar Threshing Machine
Production Capacity	1500 - 2000 kg hour
Power Range	1.0 - 20 HP
Solar Panels	2 Panels (500W)
Battery Backup	Up to 4 Hours per Charge
Machine Type	Portable & Movable
Usage	Large-scale Agricultural & Commercial Operations
Operation	Fast, Efficient & Continuous Output
Application	On-field threshing work

SOLAR HULLING MACHINE



DESCRIPTION

The Solar Hulling Machine is designed to provide efficient and reliable grain processing for small to medium-scale agricultural operations. With a production capacity of 60–150 kg per hour, the machine is well-suited for daily processing needs in farms, small processing units, and rural enterprises. It ensures consistent output and smooth performance, helping users process grains effectively without frequent interruptions.

The machine operates using a solar-powered system equipped with 4 solar panels (500W), allowing it to generate clean and renewable energy for operation. This significantly reduces electricity costs and makes the machine ideal for areas where grid power is limited. Additionally, it offers up to 2 hours of battery backup per charge, ensuring the machine can continue working even during temporary power outages. When connected to solar panels, the system

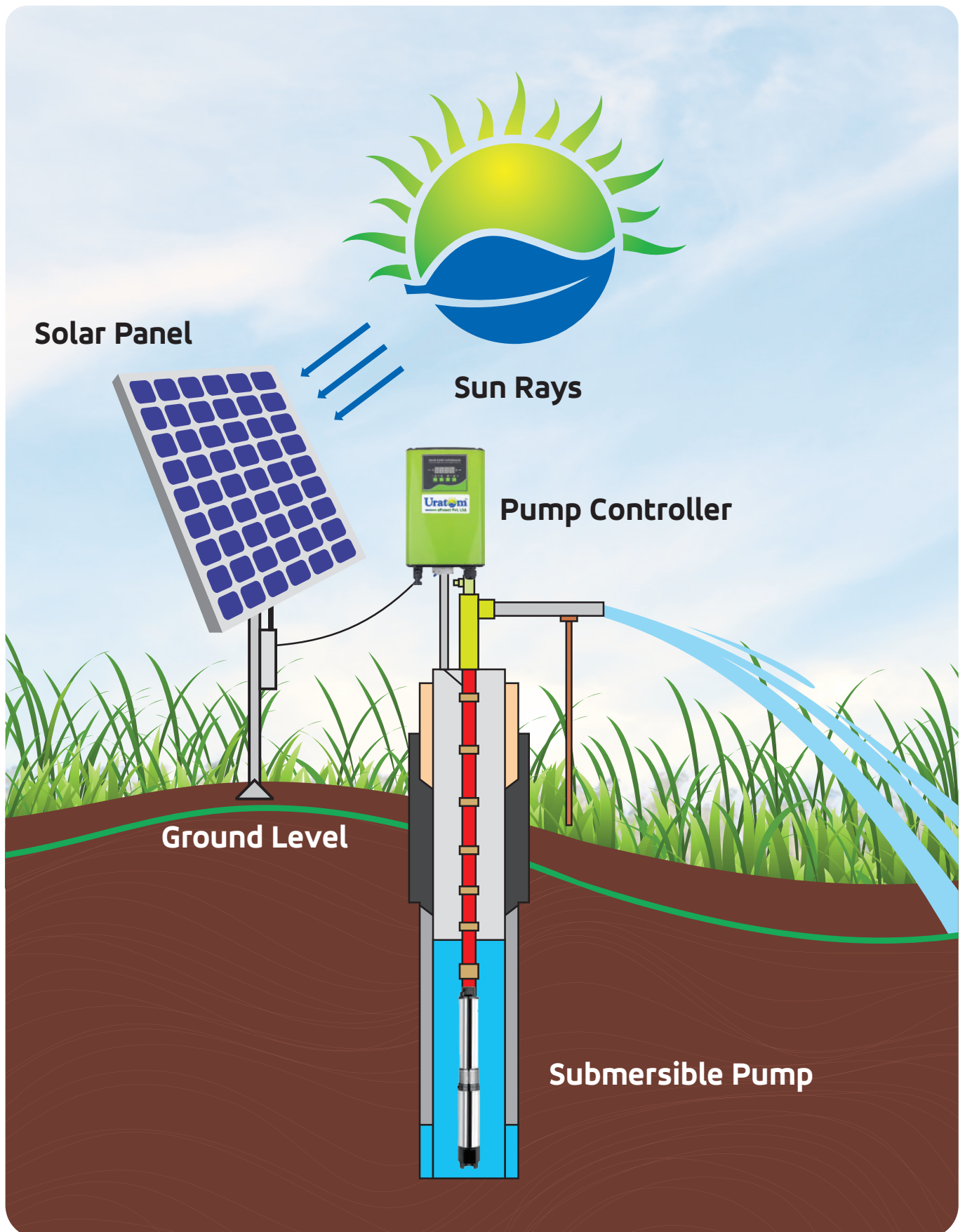
can run throughout the day, supporting continuous and energy-efficient processing.

Powered by a 2000W DC motor driver, the machine delivers stable and powerful performance while maintaining energy efficiency. The motor system ensures smooth operation during long working hours, helping maintain productivity and consistent grain quality.

Built as a stationary machine with a heavy-duty MS (mild steel) body, it provides strong structural stability and durability for long-term use. The robust construction allows the machine to withstand regular operation in demanding agricultural environments while maintaining reliable performance.

Overall, the Solar Hulling Machine combines solar energy efficiency, stable motor performance, durable construction, and practical capacity, making it an ideal solution for farms, rural processing units, and small-scale agricultural enterprises seeking a cost-effective and sustainable processing system.

Parameter	Specification
Product Name	Solar Hulling Machine
Production Capacity	60 -150 kg hour
Power Range	1.0 - 20 HP
Solar Panels	4 Panels (500W)
Battery Backup	Up to 2 Hours per Charge
Machine Type	Stationary Machine
Construction	Heavy Duty MS Body
Application	Small to Medilum Scale Processing
Usage	Farms, Processing Units, Rural Enterprises
Operation	Continuous & Energy Efficient





OFFICE & FACTORY

URATOM EPOWER PVT. LTD.
Survey No. 752/P1, National Highway 27,
Near Chordi Village, Gondal - 360 311,
Gujarat, INDIA.

UGANDA FACTORY & OFFICE

GOLDSTAR VENTURES LIMITED
Plot no.8, Factory Street,
Industrial area, Jinja - Uganda

KENYA BRANCH OFFICE

URATOM EMPOWER LTD.
VBL Building,
Off National Park East Gate Road, Nairobi.

TANZANIA BRANCH OFFICE

GOLD STAR BRANCH (T) LIMITED
P.O. box 8869 Kariakoo, Livingstone
Na Kariakoo Street, Tanzania.

- ☎ Mo No. +256 759672135
- ☎ Whatsapp No. +91 98982 62146
- ✉ pumps@uratom.com
- 🌐 www.uratomepower.com

